

Jesus Calls Disciples

FISHING

MATTHEW 4:18-22; 9:9-13; 10:1-4

What's happening in this story?

Many of the disciples were fishermen. In this passage, Jesus comes across Peter and Andrew and they immediately drop their nets to follow him. The same thing happens when he meets James and John. This is a big deal! They're giving up everything—the security and safety of a life they know—to follow Jesus and live out a larger life that seeks and saves the lost.

What does this story mean for kids?

Jesus knows us by name and cares for us in good times and bad. Kids can see the relationships in this story as Jesus instructs and invites people to live life in a new, surprising way. We are encouraged to trust God enough to risk doing what God asks of us, knowing that we are part of the good work God is doing in the world.

Why this theme?

It was a huge risk for the disciples to leave their lives and follow Jesus. While God's call might not be as dramatic in our lives, we are still asked—called—to drop our “nets” and follow Jesus when the opportunity is presented.

TEACHING TIP

Everyone loves to be included, especially by someone they look up to. This is a great time for kids to be reminded that even when they feel left out or let down by friends, they are included in God's family!



GENERAL SUPPLIES

- Markers
- Crayons
- Scissors
- Construction paper
- Clear tape
- ~~Whirl Classroom Song CD~~
- ~~Music source~~

LESSON SUPPLIES

- Mural paper (~~blue~~)
- ~~Painter's tape~~
- ~~Dowels, rulers, or yard sticks (1-3 foot long, 1 per 2 kids)~~
- ~~Paper clips~~
- ~~Magnet (1 per 2 kids)~~
- ~~Yarn (precut into 12 in. lengths, 1 per 2 kids)~~
- ~~Slips of paper with the disciples' names~~

WELCOME 15

DO SOME KIDS ARRIVE EARLY? TRY THIS.

Spread out a large piece of ~~blue~~ mural paper and markers. Invite kids to draw fish, plants, and other underwater marine life.

Circle up with kids for an opening conversation.

If you have ever gone fishing or would like to go fishing someday, show me fish lips. Give kids a chance to respond. How long do you think you would have to wait to catch a fish? If you'd like to answer, pretend to throw a fishing line in the water. Call on some volunteers to answer. In today's story, some men were fishing but weren't having much luck, until Jesus showed up and invited them to follow him. They became Jesus' first disciples!

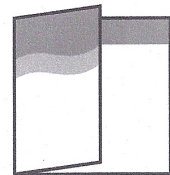
Pray together: ~~Loving God, thank you for calling us to be a part of your family. Please help us see opportunities to invite others to follow you too. Amen.~~

Be still and know that I am God...

→ also Pre-Reader, Reader, and coloring pages

Pass out leaflets, markers, and ~~paper clips~~.

What do you see pictured on the leaflet? (boy with basketball, whale, dog, car, cat, girl on bike, girl skating,



fish) The fishermen in our story today are trying to catch fish. I wonder what you think you could catch. Circle the pictures on your leaflet of the people and things you could catch. Give kids time to circle. Invite kids to share what they circled, and why they circled those pictures. Jesus tells the fishermen that they'll be catching something other than fish if they choose to follow him. Collect their leaflets until Respond.


Gather kids around the screen where you'll watch the video.

Monty and Victor have a funny misunderstanding about something Jesus said. Let's find out what it was and what he really meant.

View Episode 5, "Candy Clouds," on the Year Blue Winter DVD. *(4 min, 20 sec)*

Ask kids these questions about the video:

- What were Monty and Victor doing on the boat?
- * What was their misunderstanding?
- * What's a good way to invite people to follow Jesus?
- When have you told someone about Jesus?
- When did you first start learning about Jesus?



HEAR ¹⁵

Open your Whirl Kids Story Bibles and Whirl Kids Study Bibles.

Have older kids find a younger buddy. Invite them to find “Jesus Calls Disciples” on page 186 of the Whirl Kids Story Bible. When Jesus started his ministry, not very many people knew about him yet, so he started calling people to follow him. In our story, we’ll hear how he called some of the first disciples—some fishermen who weren’t catching any fish, as well as some other people.

~~Make a large boat shape with painter’s tape on the floor. Invite kids to sit with their buddies inside the boat. Sit at the “bow” of the boat to read the story to the kids riding in the boat. I wonder what it was like for Jesus’ new disciples to leave their jobs, families, and homes to follow him.~~



Read Ada and Otto’s questions and comments on each page. ~~Then read Matthew 4:18–22 and what Gabe says about that passage on page 1160 of the Whirl Kids Study Bible.~~

Ask these questions after you read the story:

- How many fish did the fishermen catch before Jesus joined them?
- What happened when Jesus told the fishermen to lower their nets one more time?
- How did Peter react to Jesus’ miracle?
- Why do you think people wanted to follow Jesus?
- What makes someone a great leader?

Play together!

~~On separate slips of paper, write the disciples’ names: Peter, Andrew, James (make two of these), John, Bartholomew, Philip, Thaddaeus, Judas, Simon, Thomas, Matthew, Mary Magdalene, Joanna, Susannah. Have kids sit in a circle. Hand out slips to kids one at a time, until all the slips have been handed out. If your group is smaller than fifteen, kids will have more than one name. If your group is larger than fifteen, make additional copies of the names until all kids have one slip. We’re going to use a song to help us hear and learn the disciples’ names. Help kids read the names on their slip(s). Play “All Together,” track 2 on the Whirl Classroom Song CD. Invite kids to jump up when they hear their disciples’ name(s), then sit back down. During the chorus (“And they were all together...”), invite kids to wave their arms in the air.~~



BIBLE BIT

The Sea of Galilee is actually a large lake fed mainly by the Jordan River, but also by underground springs. As in Jesus’ time, it still supports a substantial fishing industry.

WATCH IT AGAIN

If you watch the video again, try to count how many kids responded to Victor’s invitation. What made them flock to the tree boat?

OUR CHURCH

Find out how your congregation invites people. Consider how you could help welcome new visitors with a friendly greeting, a follow-up note, or an invitation to another church event.

RESPOND 10

→ If there's extra time before Help+Thanks, Continue working on underwater mural and Pre-Reader/Reader/Coloring pages.

Pass out leaflets, markers, dowels, yarn, magnets, construction paper, scissors, paper clips, and clear tape.

Unfold and tear off leaflet square.

1. Help younger buddies find an older buddy. **It's time to go fishing! With your buddy, cut out the fish from your Launch panel. Trace it a few times on a piece of construction paper, and cut out the construction paper fish.**
2. Think of people you know who might need a reminder that Jesus loves them. Write their names on your construction paper fish.
3. Tape a paper clip to the nose of each fish.
4. Tape one end of the yarn to one end of the wooden stick. Tape the other end of the yarn to the magnet. This is your fishing pole.
5. Set your leaflets on the ground side-by-side. This is your lake. Set your fish on the lake.
6. Take turns using your fishing pole to catch the fish.
7. Talk about how you could show Jesus' love to the people you "catch."
8. Tape the fish you caught to your leaflet.
9. What are some ways we can share God's love with all people?

LAUNCH 10

Circle up with kids for a quick review.

Jesus met some frustrated fishermen, but when he told them to try their nets one more time, they were filled with fish! Jesus called those fishermen, and others, to be his followers. What's one way you try to follow Jesus?

Pass out leaflet panels and crayons. (If there is time)

With shoes on or off, trace your foot on the leaflet. Write your name inside your foot tracing. You are called to be a disciple of Jesus!

Send kids out with a blessing. → Help and Thanks prayers

Circle up with kids. **God blesses all of us. And that means me** (place a hand on your chest). **And that means you** (place your other hand on the shoulder of the kid next to you). Each kid passes the blessing by repeating those words and actions. When the blessing makes it back to you, say, **Go and bless the world.**

Thank kids for coming today. Remind them of the Family Square on the other side of the leaflet.