

Mary Anoints Jesus

ANOINT

John 12:1-8

What's happening in this story?

This seems like a simple scene of Jesus eating with Martha, Mary, and Lazarus, but images of death and resurrection are also present. Lazarus was raised from the dead, just as Jesus would also soon die and be resurrected. Mary anointed Jesus by rubbing expensive perfume on his feet and wiping them with her hair. This was a prophetic act that harkened back to the way people worshipped kings. Even though Judas criticized her extravagance, Jesus affirmed her gift as both an expression of love and as an anticipation of his burial.

What does this story mean for kids?

Kids can relate to this story through Mary's gift giving. Kids may not understand the symbolism in Mary's gift, but they'll understand the desire to show love by giving someone a present. Mary's choice to anoint Jesus was also an act of worship, which may be surprising to kids. Kids can see how people worship God in many unique ways, all of which are pleasing to Jesus.

Why this theme?

Anoint is a strange word that might not connect with many kids in their daily lives. A simpler question is: How do they honor the people they love?

TEACHING TIP

Anointing each other isn't an action commonly practiced by kids; however, they are naturally good at finding other ways of expressing love. Help them recognize the unique ways they show love and how they can honor God in their own way.



GENERAL SUPPLIES

- Glue
- Paper
- Colored pencils
- Markers

LESSON SUPPLIES

- Cotton balls
- Paper cups
- Scented items (lemon juice, soap, vanilla, essential oils, etc.)
- Olive oil
- Small bowls (1 or 2)
- Cotton swabs
- Whirl Classroom Song CD
- Music source
- Rhythm instruments
- Tissue paper

WHIRL SUPPLIES • WHIRL KIDS STORY BIBLES • WHIRL KIDS STUDY BIBLES • DVD • LEAFLETS

WELCOME 15

Do some kids arrive early? Try this.

Place one cotton ball each in several paper cups. Scent each cotton ball with different fragrances, such as lemon juice, vanilla, soap, peppermint, perfume, cologne, etc. Encourage kids to sniff each cup and guess the scent of each cotton ball.

Circle up with kids for an opening conversation.

During Jesus' time, there were customs that might sound unusual to us today. For example, people reclined while eating, which meant they lay on their side instead of sitting up in a chair. They also washed their guests' feet, to clean off the dirt from walking outside in sandals. What are some traditions or customs you can think of that we have today? Give kids time to respond. In today's story, we will hear about the custom of anointing, which is to rub or pour oil on someone to honor them. In our story today, Mary anoints Jesus to show him how important he is to her.


Interesting!

Pray together: Loving God, as we learn about the story of Mary showing love and honor to Jesus, please help us see that we each have our own special way to love and honor you too! Amen.

Be still and know that I am God...

Pass out leaflets.

In today's story, Mary shows Jesus that she loves and honors him by anointing his feet. There are a lot of different ways we show we care about someone. For example, you probably wouldn't show your great-grandma love by wrestling with her, but you might wrestle your little brother to show him love. Have kids find a buddy. On your leaflet you'll see pictures of a teacher with her student, two grandparents, a brother and sister, a baby, and a soccer team. With your buddy, pick one picture. Decide how you will act out a way of showing love to the person or people in that picture. Invite each buddy pair to act out their picture, and have the group guess which picture it is. Collect their leaflets until Respond.



Gather kids around the screen where you'll watch the video.

Have you ever heard a Bible story and thought it sounded strange? Let's watch to see how Victor responds to the unusual actions of a Bible character in today's story.

View Episode 5, "Questionable Gesture," on the Year Blue Spring DVD. (4 min, 15 sec)

Ask kids these questions about the video:

• What did Mary pour on Jesus' feet?


* Why did Victor think this was wrong?

• How was it an act of worship when Mary anointed Jesus' feet?

* How do you worship God?

• What are some other ways to worship God?

* The teacher says "Worship is never a waste" — what are examples of waste vs. worship? Is it a fine line?



HEAR 15

"Mary Anoints Jesus"
on page 310

Open your Whirl Kids Story Bibles and Whirl Kids Study Bibles.

Have younger kids find an older buddy. Invite them to find John 12:1-8 on page 1289 of the Whirl Kids Study Bible. One of Jesus' followers was named Mary. She loved Jesus very much and wanted to show him how much she loved him. When Jesus was with his disciples and his friends Mary, Martha, and Lazarus, Mary anointed Jesus' feet with oil and wiped them with her hair. Not all of the disciples agreed with Mary's actions.

Pour a small amount of olive oil in one or two bowls, depending on the size of your group. Place the bowls where kids can reach them. Read the story aloud, pausing at the end of verse 3 and inviting kids to anoint their buddy by dipping a finger in the oil and drawing a cross on the back of their buddy's hand. Then finish reading the story. Mary loved Jesus very much and showed him this by anointing his feet.

Read what Gabe says about John 12:1-3 on page 1289. Then read Ada and Otto's questions and comments on pages 310 and 312 of the Whirl Kids Story Bible.



Ask these questions after you read the story:

- How did Mary anoint Jesus?
- What did Judas think Mary should have done with the perfume?
- How did Jesus respond to Judas?
- * How do you show someone they are important?
- * How do people show you that you are important?

Play together!

Some of the ways people worship God are singing, playing instruments, dancing, and making art. We're going to worship together by singing, playing instruments, drawing, and moving along to a song about rejoicing. Decide how you would like to worship. Hand out paper and markers to those who'd like to draw and rhythm instruments to those who'd like to use them. While the music plays, focus on the words of the song, and dance, sing, draw, or play to show love and honor to God. Play "Rejoice in the Lord Always," track 9 on the Whirl Classroom Song CD. When the song ends, ask each kid to demonstrate how they rejoice and worship in their own way.

Can be a discussion on some of the gifts we have and how we can share it with God and those at church - especially from afar as we can't physically connect with others right now.



BIBLE BIT

Three hundred denarii, the cost of the pure nard, is equivalent to approximately \$20,000 today. At that rate, nard would cost about \$1,200 an ounce!

WATCH IT AGAIN

If you watch the video again, see if you can read what it says on Victor's mug.

OUR CHURCH

Find out who is in charge of decorating at your church, and ask how your class could collaborate with them to contribute something meaningful to the worship space.

RESPOND ⑩

Pass out leaflets, colored pencils, cotton swabs, and bowls of olive oil.

Unfold and tear off leaflet square.

1. ~~Mary anointed Jesus' feet to show him love. We all have our own ways of showing love to Jesus too.~~
2. ~~On your leaflet you'll see a picture of Mary anointing Jesus' feet. The Bible said that the perfume had a strong smell. What do you think it smelled like?~~
3. ~~Help older kids find a younger buddy. Take off your shoes. Place your foot over the words on your leaflet, and have your buddy help you trace your foot. If your foot doesn't fit on the leaflet, trace your toes near one corner and your heel near the other corner, then draw connecting lines to complete the footprint.~~
4. ~~Think about what gifts God has given you, and how you can use those gifts to show love to Jesus. Write or draw them on your footprint.~~
5. ~~When kids have finished drawing and writing, have them sit in a circle with their leaflet in front of them. Give each kid a cotton swab. Set the bowls of olive oil where kids can reach.~~
6. ~~Invite kids to share one way they can show love to Jesus, then dip their cotton swab in the oil and trace their footprint like they're anointing it.~~
7. ~~Mary had a beautiful way of honoring and showing love to Jesus, and so do you!~~

LAUNCH ⑩

Circle up with kids for a quick review.

Mary anointed Jesus' feet with expensive perfume. Judas called her action wasteful, but Jesus called it kindness. What are some other ways of showing love to God that we learned about today?

Pass out leaflet panels, glue, and tissue paper.

We learned today that we can make beautiful things to show love and honor to Jesus. Tear and glue small pieces of tissue paper to fill in the heart and create a stained-glass effect. Give it to someone to show love.

Send kids out with a blessing: → Help and Thanks

~~Circle up with kids. God blesses all of us. And that means me (place a hand on your chest). And that means you (place your other hand on the shoulder of the kid next to you). Each kid passes the blessing by repeating those words and actions. When the blessing makes it back to you, say, Go and bless the world.~~

Thank kids for coming today. Remind them of the Family Square on the other side of the leaflet.