

Jesus Turns Water to Wine

ABUNDANCE

JOHN 2:1-11

What's happening in this story?

This is a unique story about abundance. In his first recorded miracle, Jesus saves a wedding by turning water into enough wine to serve all the guests. Having enough was rare for some people in Jesus' day, just as it is today. By showing the wedding guests that he could provide what they needed, Jesus showed them that God's care has no limits.

What does this story mean for kids?

Jesus performs signs to reveal to the world that he is full of the power and presence of God. Kids tend to understand these signs more like magic tricks than miracles. Explain that this was not a trick of the eye, but an actual real-life miracle. Jesus' first miracle in the Gospel of John demonstrates God's unlimited love and care for all of us.

Why this theme?

Abundance can be a difficult word, especially in families or regions that struggle with food insecurity and poverty. However, God's abundance is about realizing that there are no limitations to God's power.

TEACHING TIP

The more different your jars, bottles, or cups are for the Respond activity, the better. Have at least one that's very large, and one that's very small. This will help kids' brains stretch when imagining the jars from the story.



GENERAL SUPPLIES

- Pencils
- Crayons
- Music source
- Whirl Classroom Song CD

LESSON SUPPLIES

- Plastic water cups
- "The Chicken Dance" song
- Jars, bottles, or cups of different sizes (6)
- Sticky notes (6)
- 1c. measuring cups (6)
- Large pitchers of water (6)
- Towels

WELCOME 15

DO SOME KIDS ARRIVE EARLY? TRY THIS.

~~Set out plastic water cups, and invite kids to flip the cups in the air, trying to get their cup to land on its base.~~

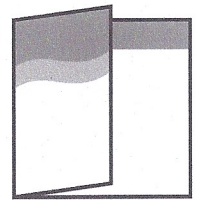
Circle up with kids for an opening conversation.

What is something you wish you had more of? What is something you have a lot of? Give kids time to respond. Is there anything you know you could have as much of as you wanted and it would never run out? What is it? Pause for responses. When there's lots of something, that's called abundance. Maybe you have an abundance of stuffed animals or an abundance of people who love you. Maybe you wish you could have an abundance of screen time! In today's story, Jesus uses a miracle to teach about God's power and provision.

Pray together: ~~Loving God, your miracles reveal how much you love us. Thank you for showing us your abundance in this story, and every day of our lives.~~ *Be still and know that I am God...*
Amen.

Pass out leaflets and pencils.

Help older kids find a younger buddy. Read each of these questions, then tell kids to share their answer with their buddy and write or draw it in the blank space. **What would you do if you ran out of toilet paper when you really needed it? What would you do if you ran out of water during a sports game? What would you do if you ran out of clean socks on a school day?** For the last image say, **The last picture is a wine jar like what they used in Bible times. What do you think Jesus did when they ran out of wine at a wedding? Tell your buddy, and write or draw it in the white space.** Collect their leaflets until Respond.




Gather kids around the screen where you'll watch the video.

There is a lot going on at church today! The Whirl kids are at Pastor Pete's wedding, but something goes wrong. Let's see what happens during the wedding reception.

View Episode 9, "Sapped Juice," on the Year Blue Winter DVD. *(4 min, 13 sec)*

Ask kids these questions about the video:

- Whose wedding celebration were the Whirl kids attending?
- What problems happened at the wedding reception?
- * What were some of the solutions the kids thought of to fix the situation?
- What other ideas would you have to fix the problem?
- What would make a wedding reception fun?



Open your Whirl Kids Story Bibles and Whirl Kids Study Bibles:

Have older kids find a younger buddy. Invite them to find "Jesus Turns Water to Wine" on page 286 of the Whirl Kids Story Bible. In today's story, Jesus and his mother, Mary, were attending a wedding reception. As the reception went on, they ran out of wine! This would have been a big problem for the people hosting the party. Mary encouraged Jesus to help because she believed that he could, and he did.

Read the story aloud, while kids follow along in their Bibles. When you're done reading, play "The Chicken Dance" or another common wedding reception song, and do a little dance together before settling in to talk about the story. Jesus' miracle showed the abundance of God's power and care for us.

Read Ada and Otto's questions and comments on each page. Then read John 2:3-4 and what Gabe says about that passage on page 1272 of the Whirl Kids Study Bible.

Ask these questions after you read the story:

- What did Mary notice was happening at the wedding?
- How did Jesus make more wine?
- Turning water into wine is a miracle. What other miracles did Jesus do?
- Have you ever been to a wedding? What was it like?
- Mary believed in Jesus. Who believes in you?

Play together!

At wedding receptions, there is often lots of music and dancing. Play "God Is So Good," track 8 from the Whirl Classroom Song CD. As the song plays, have two kids hold their hands up to make a bridge. All the other kids must dance under their hands as the music plays. Each time a verse ends with "God's so good to me," have the bridge kids drop their arms to catch someone. That person becomes a new member of the bridge. Repeat until all kids have had a turn. God was good to the people at the wedding, and God is good to us. We are surrounded with God's abundant love!

*Since we're skipping the "Play Together" and "Respond" activities, there may be extra time to rewatch the video or just spend more time doing Help and Thanks prayers. Or the very quick leaflet panel "God's love is abundant" panel activity.

BIBLE BIT

In Bible times, Jewish people had a special way of washing their hands before eating. The water that Jesus turned into wine was this special water for handwashing.



Interesting!!

WATCH IT AGAIN

If you watch the video again, pay attention to where it says Pastor Pete and his bride met. Do you think this means they have a lot in common? Why or why not?

OUR CHURCH

Talk to the church secretary, worship leader, or wedding coordinator. See if you can find out what the rules and customs are for having weddings in your church.



RESPOND 10

Pass out leaflets and pencils.

Unfold and tear off leaflet square.

1. Set out six containers of different sizes. Use sticky notes to label them 1–6. Set a large pitcher of water and a measuring cup next to each. Have towels nearby in case of spills.
2. Help younger kids find an older buddy. **Jesus had the servants fill very large jars to the very top with water. I wonder how much water that was. We're going to experiment, guessing different amounts of water.**
3. Invite buddy groups to each go to one of the water stations. On their leaflet, in the corresponding numbered glass bottle, have them write down a guess of how many cups of water they think that container will hold.
4. Working together, have groups carefully pour water into the container, one cup at a time, until the container is full. **Write down how many cups of water that container actually can hold. If time allows, have groups move from station to station. Remind them not to share their results with other groups yet.**
5. When all the groups are done, have each group report their guess and their results to the whole class.
6. **Which container held the most water? How much did it hold?**
7. **How much water do you think Jesus' water jars held? How much water do you think counts as an abundance of water?**

LAUNCH 10

Circle up with kids for a quick review.

Jesus' miracle creating an abundance of wine at a wedding shows us the miracle of God's abundant love for us. What's one way you can share God's abundant love?

Pass out leaflet panels and crayons. (If there's time)

It's hard to measure abundance, but we know what *a lot* feels like. Hold as many crayons in one hand as you can. Use your handful of crayons to color over and around the words "God's love is abundant." on your leaflet. What an abundance of colors!

Send kids out with a blessing. → Help and Thanks prayers

Circle up with kids. **God blesses all of us. And that means me** (place a hand on your chest). **And that means you** (place your other hand on the shoulder of the kid next to you). Each kid passes the blessing by repeating those words and actions. When the blessing makes it back to you, say, **Go and bless the world.**

Thank kids for coming today. Remind them of the Family Square on the other side of the leaflet.