

Do some kids arrive early? Try this.

Wrap one end of a bedsheet around one hand of the first kid who arrives. Ask that kid to wrap it around the next kid. Keep adding kids until they are a human "streamer" that can walk around the room.

Invite kids to look at the Wall Chart.

Point out today's date, church season, color, and icon. Have kids draw hearts in the Wall Chart space. **What homemade gifts of love have you received? What gifts have you made for others?** (a special meal, scarf, picture, etc.) **How does it feel to receive a gift? What is it like to give one? When we share something we have made, we show love and loyalty to another person.**

Invite kids to scrunch up into a ball on the floor. **Slowly grow into new life** (go from a ball to stand with hands aloft). Have kids repeat after you: **God is alive! / Jesus is risen! / Devoted community / Brings new life in unity.**

Pass out leaflets, markers, yellow yarn (four 2-in. strands per kid), and tape.

When have you seen the sunrise? How do you feel when the sun is shining when you wake up? We're still in the season of Easter. We are celebrating the new life God gave us in Jesus' resurrection. This new life is meant for us every day. Invite kids to tape the yarn on the rays of the sun. **With every day, we have a new beginning. Near the cross write one new beginning you hope for this week.**

Gather kids around the screen where you'll watch the video.

* Share a time when you didn't know what to do or say for someone who was hurting. Mimi and Monty are hurting, and the others don't know what to do. But things change, and their friendships become stronger in the end.

View Episode 10, "Senator Grandma," on the Whirl Year C Spring Grades 3-6 DVD.


Ask kids these questions about the video:

- Why didn't the kids know what to say to Mimi and Monty?
- Talk about how you felt when a family member or friend died.
- What does Mimi say to the others when they ask how she felt?
- Why don't people need to have big, important jobs to make a difference in the world?
- How does God's good news in Jesus comfort us when someone dies?

(see more questions in blue leader guide)



Welcome prayer:
Be still and know
that I am God...



Pass out Whirl Lectionary NRSV Bibles and help kids find Acts 9:36-43.

Do the Easter 4 Preview Activity together on page 1287 and compare responses.

In this story you'll meet **Tabitha (some called her Dorcas)**, who spent her days doing good things for other people. The Bible says she was "devoted to good works and acts of charity." When we devote ourselves to doing something for others, we are showing our love and loyalty.

Read Acts 9:36-43 in this creative way together: Ask kids to sit in a circle and repeat after you: **"Tabitha, get up!"** Tell them that when they reach those words in the story, you will all jump up and shout the words together. Have kids take turns reading verse by verse. When they get to verse 40, lead them in jumping up and shouting: **"Tabitha, get up!"** Finish reading the story.

Ask these questions after you read the story:

~~Find Joppa on the map on page 1498. Name the other cities near it.~~

- What was Tabitha (Dorcas) known for in her community?
- What did people do when they realized Tabitha was alive?
- How would you react if someone came back to life?
- How does God work today through people like doctors or nurses to extend life?



BIBLE BIT

The Hebrew name *Tabitha* and the Greek name *Dorcas* both mean "gazelle."

WATCH IT AGAIN

Have kids think of other ways Mimi's grandmother could have been honored at the funeral.

OUR CHURCH

Invite a local funeral director to share what they do to prepare a church building for a funeral.

TODAY'S READINGS Acts 9:36-43 • Revelation 7:9-17 • John 10:22-30

RESPOND 10

If there are mostly older kids, do this activity. Or if the class is evenly split, work on this activity together. If mostly younger, do the respond activity in the blue leader guide.

* Open leaflets and pass out pencils.

Tear off leaflet square.

1. **Tabitha devoted herself to her church and to God. What does it look like when someone is devoted to someone or something?**
2. **Let's start by discovering the words on your square.** Invite kids to find a partner and a quiet space where they can work together.
3. **Each group of letters can be unscrambled to make a word that fits in the small squares. One letter of each word is provided. We'll do one together. The first scrambled word has four letters (OLEV). Look for a letter and three blank squares where those letters will fit.**
4. The unscrambled words from top to bottom: DEDICATED, HONEST, LOVE, POLITE, TRUE, PRAYER, KINDNESS.
5. After kids finish, talk about how each word is a sign of being devoted to something or someone.
- * 6. **What do you think it looks like to be devoted?** Invite kids to write their idea in the purple box at the bottom.

LAUNCH 10

* Help and Thanks prayers

Circle up with kids for a quick review.

People have different ways of devoting themselves to God. Devoted followers of Jesus receive new life. Name a new way you can devote yourself to good works and charity. Take time to hear kids' responses.

Return to the leaflet panels. Pass out colored yarn (three 6-in. strands per kid) and tape.

Our lives become intertwined with others when we devote ourselves to serving them. Securely tape one end of each yarn strand to a dot. Twist the strands together and tape the loose ends. Remove tape from the dots and tape those ends together. Give your intertwined bracelet to your "unscrambling partner".

Send kids out.

Invite kids to scrunch up into a ball on the floor. **Slowly grow into new life** (go from a ball to stand with hands aloft). Have kids repeat after you: **God is alive! / Jesus is risen! / Devoted community / Brings new life in unity.**

Pray together: **God, the new life you gave Tabitha shows us that devotion to you matters. Give us your new life! Amen.**

Thank kids for their devotion to learning what it means to be devoted! Remind them of the Family Square on the other side of the leaflet.



5/8/22

Peter Raises Tabitha

Grades
3-4

DEVOTED • EASTER 4 • YEAR C

ACTS 9:36-43



What's happening in this story?

Tabitha, a devoted Christian noted for her acts of charity, gets very sick and dies. Peter hears the news of her death and hurries to her home, where her body is being prepared for burial. In Acts, some parts of Christ's life are reenacted in the lives of the disciples. For example, just as Jesus had raised a synagogue leader's daughter, now Peter raises Tabitha from the dead. This story is an opportunity for kids to witness the impact of one of the saints on the life of the faith community, and to see how all these newly devoted followers of Jesus lived life together.

What does this story mean for kids?

Young kids will focus on the miracle that a woman who died is now alive again. They will see this cause-and-effect story take a surprising turn with Peter's arrival. Older kids will hear the next level of this story: that Tabitha's healing was not only a miracle but also a witness—to God's love of life (seen in Peter's action) and to Tabitha's devotion to God (seen in her acts of charity). Help kids brainstorm what things they can do to witness to God's life-giving nature.

What is the lectionary connection?

In this Easter text, Peter reminds us that we are a community called to repeat Christ's life in the present—to look for ways we can live like Jesus Christ in the world. The message of Easter is reiterated in this story: God wants new life for all.

AGE LEVEL TIP

Kids this age may or may not have experienced the death of a loved one. Today's lesson may cause some kids to feel sad or worried. Let them know that these feelings are normal.



GENERAL SUPPLIES

- Tape
- Markers
- Pencils

LESSON SUPPLIES

- Bedsheet
- Yellow yarn (2-in. strands, 4 per kid)
- Various colors of yarn (6-in. strands, 3 per kid)

We devote

every strand of life

to God.



What does it look like to be

D

E

V

O


T

E

D

to God?

- OLVE
- SIDEKNNS
- URTE
- PYARRE
- ICTADDEDE
- LITEPO
- HNOSET



Peter Raises Tabitha

EASTER 4
ACTS 9:36-43



This week's theme is **DEVOTED**. Tabitha was a devoted follower of Jesus with a big heart. She spent her time sewing clothes for those who needed them. Everyone who knew Tabitha loved her because she served others with kindness.

You've Got Talent!

We are given special gifts that can be used to serve God. Think about different ways that some of your church family members serve. Design cards that say "You've Got Talent!" on the front. Write short notes to thank others for their faithful service.

Spring Cleaning

Ask neighborhood families to sort out gently worn clothing that they no longer wear. Join together at one home to fold and sort everything by size. Donate the clothes to a local organization to be given to families in need.

I Can Sew Too

Find online templates for easy sewing cards and print on cardstock. Use a single-hole punch to make the holes according to the template. Wrap tape around one end of a piece of yarn. Thread it through the cards to practice sewing like Tabitha.

Surprise!

Tabitha's story ended in a way that no one expected. There are other stories in the Bible that end in a surprising way. Choose one such as Matthew 14:13-21; 1 Kings 17:1, 9-15; or John 11:1-2, 38-44 and read it together.

Helping Hands

Trace and cut out multiple handprints. Write or draw a picture of a way your family helps others on each one. Glue them on poster board in the shape of a heart with the words "Our Family Serves" in center.

Prayer Shawls

Locate a prayer shawl ministry in your community or one nearby. Arrange to visit to learn the steps for knitting or crocheting a shawl. Find out how the group decides who will receive them and how many have been made.

How Do You Serve?

Interview a member of your church congregation who has a service job, such as teacher, police officer, or nurse. Find out how they see their faith at work as they as they serve others.

This week our family
is praying for...



Peter Raises Tabitha

Grades
3-4



EASTER 4 • DEVOTED

A New Day Brings New Life



Do some kids arrive early? Try this.

Set out Whirl Story Bibles, church directory, newsletters, and mirror. Invite kids to read or tell stories to each other or in groups using the objects for inspiration. **How many stories can you find about Jesus' followers? Which are from the early church? Which are from today?**

Invite kids to gather near the Wall Chart.

Point out today's date, season (Easter), color (yellow), and icon (butterfly).

In the church, we are still celebrating Easter! During the Easter season, we try to remember to act like a certain person. Guess who that is. Allow kids to respond. Write the name JESUS in large letters inside the wedge. We remember stories about Jesus' life and try to act like Jesus in the world. We do what Jesus did and say what Jesus said. God wants everyone to experience new life, just like Jesus!

Kids begin by whispering today's ritual chant, growing in volume until they are shouting on the last phrase: **Go and tell, go and tell. Live like Jesus! Live like Jesus! Go and tell, go and tell!**

Welcome prayer:
Be still and know
that I am God...

* Pass out leaflets and markers.

How do we know if someone is a devoted follower of Jesus? (They act/talk like Jesus, others respect and follow them, etc.) Read each of the statements as a class. **How can we tell if a statement describes something Jesus would or would not do?** (Read the Bible; learn from pastors, teachers, parents; watch what other followers do; pray and ask Jesus; etc.) Have kids circle the statements that best complete the phrase. **We celebrate stories of Jesus' devoted followers in the early church and today.** Collect their leaflets until Respond.

* Gather kids around the screen where you'll watch the video.

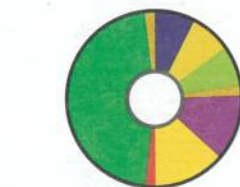
What do you say when someone is going through a difficult time? Let's find out!

View Episode 10, "Senator Grandma," on the Whirl Year C Spring PreK-Grade 2 DVD.

Ask kids these questions about the video:

- Why were Ada and Otto worried about talking to Mimi and Monty?
- Have you ever known someone who died? Who?
- * How do you think Mimi and Monty felt during church? Why?
- What did Ada and Otto say to Mimi and Monty? Do you think it helped?
- * How did other people help Mimi and Monty feel better?

(see more questions in brown leader guide)



In the video:
Leo, Otto, Ada, Tot,
Mimi, Monty



Pass out Whirl Story Bibles to kids.

Let's find our story today! Help kids find "The News of Tabitha" on page 450. Start by pointing out the graphic that shows the butterfly in the gold circle for the Easter season. Before you read, invite kids to look for friends talking to Peter, Tabitha sewing clothes, people crying, and Tabitha alive.


Read the story and Ada and Otto's questions and comments on each page.

Ask these questions after you read the story:

- Why were people upset?
- What kinds of things did Tabitha do?
- Do you know someone who is a follower of Jesus? Who?
- Was Peter a follower of Jesus? What did he do?
- Are you a follower of Jesus?

Play together!

Have the kids sit in a circle. Place all of the common objects in the middle of the circle. **We can follow Jesus by helping and serving others, like Tabitha and Peter did.** One at a time, invite kids to choose an object and describe how they could use it to help or serve someone else. (Marker—draw picture for someone; phone—encourage someone; shoe—donate clothing to someone; Bible—read someone a story; etc.) **We celebrate stories of Jesus' devoted followers in the early church and today.**



BIBLE BIT

In Acts 9:36, Luke refers to Tabitha as a disciple. Tabitha is only one of several women who were disciples in the early church. Others are mentioned in Acts 9:1-2 and Acts 18:26.

WATCH IT AGAIN

Mimi and Monty's grandma was a devoted follower of Jesus. What are some of the ways she helped and served others?

OUR CHURCH

Honor volunteers who serve your church behind the scenes. Invite kids to draw pictures thanking people like the groundskeeper, kitchen helpers, altar guild members, etc.

TODAY'S READINGS Acts 9:36-43 • Revelation 7:9-17 • John 10:22-30

RESPOND 10

If there are mostly younger kids, do this activity. If mostly older, do the respond activity in the brown leader guide. If the class is evenly split, work on the unscrambling activity together.

* Pass out leaflets, pencils, and markers.

Unfold and tear off leaflet square.

1. Help kids fold the leaflet into quarters to form a booklet. Fold along the blue line first, then fold along the orange line so that the Jesus image is the booklet's front cover and the square with no image is the final page. **This booklet contains some stories about devoted followers of Jesus.**
2. As a class, read Tabitha's story.
3. **How did Tabitha follow Jesus?** Invite kids to complete the story by filling in the missing word. (clothes or tunics)
4. Read Peter's story.
5. **How did Peter follow Jesus?** Have kids fill in the missing word from Peter's story. (prayed)
6. Help kids find a partner.
7. **Ask your partner how he or she follows Jesus.** (Takes care of pets or siblings, helps with yard work, prays, tells stories about Jesus, etc.)
8. Have kids write a sentence about their partner and draw their picture.
9. **Share your booklet with someone at home. We celebrate stories of Jesus' devoted followers in the early church—and today.**

LAUNCH 10

* Help and Thanks prayers

Circle up with kids for a quick review.

Devoted followers of Jesus live like Jesus. They help and serve others. What object did you choose to help others with during the game? Allow kids to respond. **Tabitha helped others by sewing clothes. Peter prayed for Tabitha. Then Tabitha got up! We celebrate stories of Jesus' devoted followers in the early church—and today.**

Pass out leaflet panels, scissors, tape, and unsharpened pencils.

Cut out caterpillar/butterfly picture along the two red cut lines. Fold on dotted line. Tape over pencil. Roll between hands. **Caterpillars have new life as butterflies. We have new life in Jesus!**

Send kids out.

Kids begin by whispering today's ritual chant, growing in volume until they are shouting on the last phrase: **Go and tell, go and tell, Live like Jesus! Live like Jesus! Go and tell, go and tell!**

Pray together: **Dear God, help me to be a devoted follower by living like Jesus. Amen.**

Thank kids for living like Jesus. Remind them of the Family Square on the other side of the leaflet.

5/8/22

Peter Raises Tabitha

Grades
1-2

DEVOTED • EASTER 4 • YEAR C

ACTS 9:36-43



What's happening in this story?

Tabitha, a devoted Christian noted for her acts of charity, gets very sick and dies. Peter hears the news of her death and hurries to her home, where her body is being prepared for burial. In Acts, some parts of Christ's life are reenacted in the lives of the disciples. For example, just as Jesus had raised a synagogue leader's daughter, now Peter raises Tabitha from the dead. This story is an opportunity for kids to witness the impact of one of the saints on the life of the faith community, and to see how all these newly devoted followers of Jesus lived life together.

What does this story mean for kids?

Young kids will focus on the miracle that a woman who died is now alive again. They will see this cause-and-effect story take a surprising turn with Peter's arrival. Older kids will hear the next level of this story: that Tabitha's healing was not only a miracle but also a witness—to God's love of life (seen in Peter's action) and to Tabitha's devotion to God (seen in her acts of charity). Help kids brainstorm what things they can do to witness to God's life-giving nature.

What is the lectionary connection?

In this Easter text, Peter reminds us that we are a community called to repeat Christ's life in the present—to look for ways we can live like Jesus Christ in the world. The message of Easter is reiterated in this story: God wants new life for all.

AGE LEVEL TIP

One of the lessons kids learn about death is that it is permanent. Today's story might challenge this idea. Kids may wonder why their loved one was not brought back from death.

Reassure kids that even though we don't always understand things like death, Jesus will help us through.



GENERAL SUPPLIES

- Markers
- Scissors
- Pencils (unsharpened)
- Clear tape

LESSON SUPPLIES

- Church directory
- Church newsletters
- Hand mirror
- Common objects (1 per kid: marker, shoe, phone, Bible, etc.)

WHIRL SUPPLIES


• WHIRL STORY BIBLES

• DVD

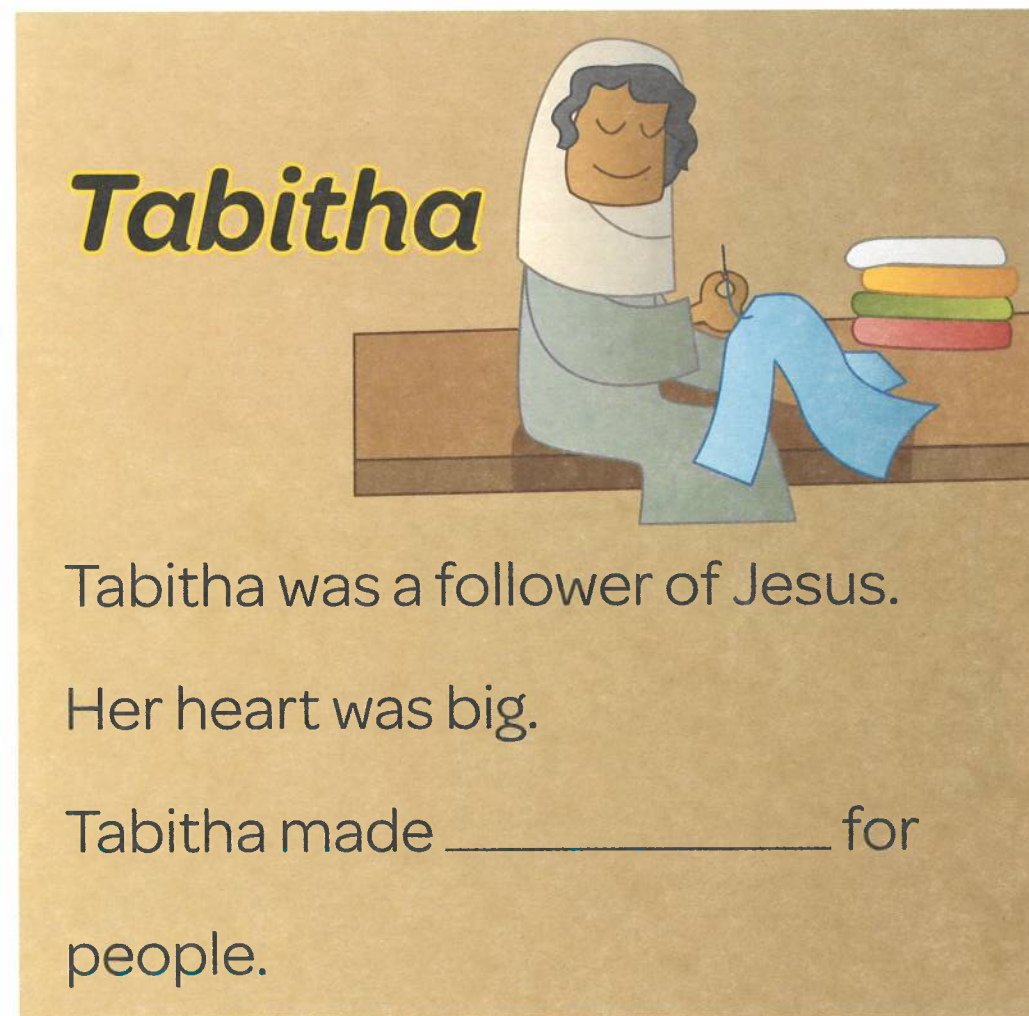
• WALL CHART

• LEAFLETS

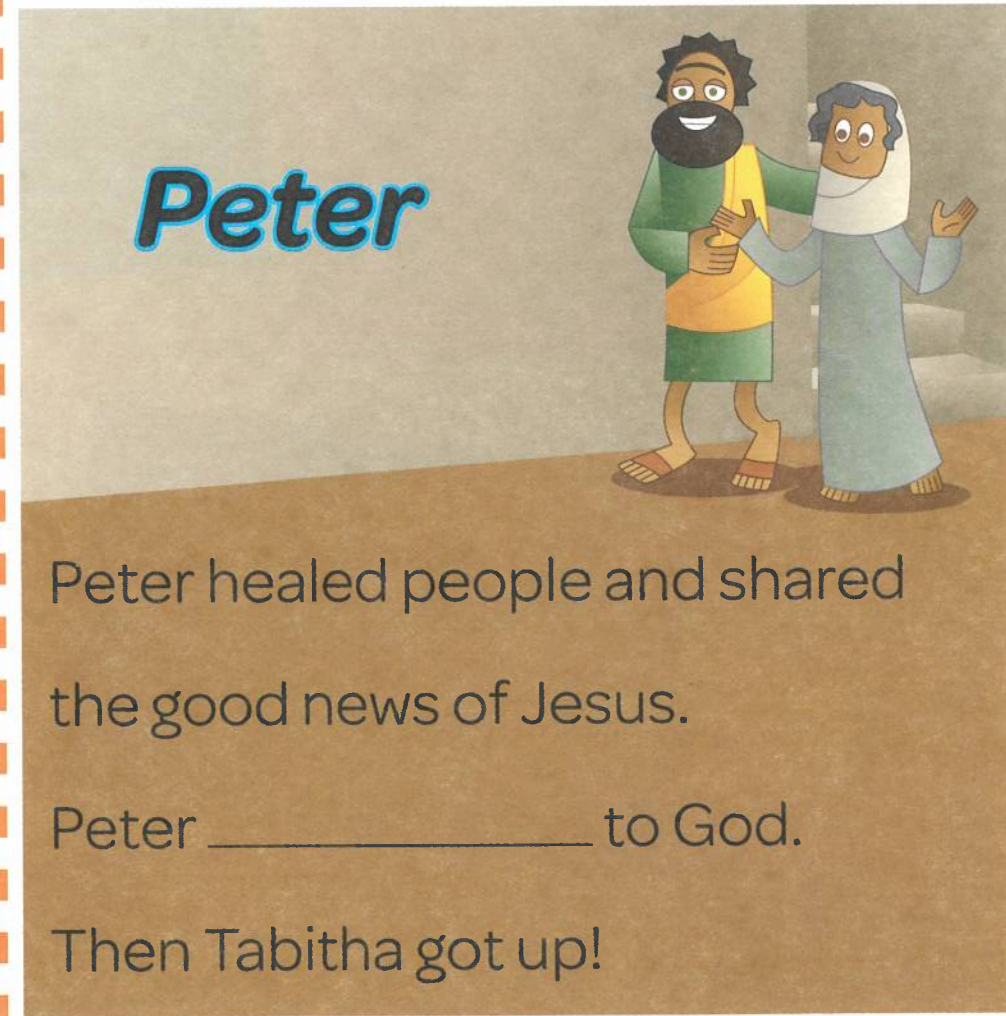




Jesus
gives us
new life!



Tabitha was a follower of Jesus.
Her heart was big.
Tabitha made _____ for
people.



Peter healed people and shared
the good news of Jesus.
Peter _____ to God.
Then Tabitha got up!

Peter Raises Tabitha

EASTER 4
ACTS 9:36-43



This week's theme is **DEVOTED**. Tabitha was a devoted follower of Jesus with a big heart. She spent her time sewing clothes for those who needed them. Everyone who knew Tabitha loved her because she served others with kindness.

You've Got Talent!

We are given special gifts that can be used to serve God. Think about different ways that some of your church family members serve. Design cards that say "You've Got Talent!" on the front. Write short notes to thank others for their faithful service.

Spring Cleaning

Ask neighborhood families to sort out gently worn clothing that they no longer wear. Join together at one home to fold and sort everything by size. Donate the clothes to a local organization to be given to families in need.

I Can Sew Too

Find online templates for easy sewing cards and print on cardstock. Use a single-hole punch to make the holes according to the template. Wrap tape around one end of a piece of yarn. Thread it through the cards to practice sewing like Tabitha.

Surprise!

Tabitha's story ended in a way that no one expected. There are other stories in the Bible that end in a surprising way. Choose one such as Matthew 14:13-21; 1 Kings 17:1, 9-15; or John 11:1-2, 38-44 and read it together.

Helping Hands

Trace and cut out multiple handprints. Write or draw a picture of a way your family helps others on each one. Glue them on poster board in the shape of a heart with the words "Our Family Serves" in center.

Prayer Shawls

Locate a prayer shawl ministry in your community or one nearby. Arrange to visit to learn the steps for knitting or crocheting a shawl. Find out how the group decides who will receive them and how many have been made.

How Do You Serve?

Interview a member of your church congregation who has a service job, such as teacher, police officer, or nurse. Find out how they see their faith at work as they as they serve others.

This week our family is praying for...



Peter Raises Tabitha

EASTER 4 • DEVOTED

Grades
1-2



Devoted followers of Jesus

hurt pets

use bad language

care for children

are always first in line

worship God

love other people

pray

feed hungry people