

Do some kids arrive early? Try this.

As kids arrive, invite them to rearrange the room in a new way—moving chairs or tables, maybe even wall décor. If they don't, make sure *you* do so, to ensure that the prompt works in the Wall Chart activity.

Invite kids to look at the Wall Chart.

~~Point out today's date, church season, color, and icon. Before kids arrive, change your physical space in some way—chairs, table, or placement of the Wall Chart.~~

Today we will talk about God bringing new things, and we will look for newness all around us. We're in the fifth week of the season of Easter. Sometimes, for things to feel new, something has to change.

~~Ask kids what seems different about your space this morning. Let's mark the chart with an eye to remind us to keep a lookout for where we need God to make us new.~~

Kids gather in a new way of their choosing (stand on one foot, touch fingertips, etc.). Ask them to repeat after you: **God, thank you for making all things new.**

* Pass out leaflets and markers.

If you could choose a new name for yourself, what would it be? Write your new first and last name on

your leaflet. Talk about their new names. How did they choose them? Have they ever thought about wanting a different name?

* Gather kids around the screen where you'll watch the video.

What do you like about change? Today Gabe and Ruby are going to talk about what it means to make things new.


View Episode 11, "Transformation Irritation," on the Whirl Year C Spring Grades 3–6 DVD.

Ask kids these questions about the video:

- * **When have you been impatient about how long it took for something to change?**
- * **When has change happened *faster* than you liked?**
 - What is Ruby's perspective on how change should happen?
- * **Why does real newness take so much time?**
- * **What do you hope will never change?**



Welcome prayer:
Be still and know
that I am God...



In the video:
Ruby, Gabe, Ruby's
butler and maid



Pass out Whirl Lessionary NRSV Bibles and help kids find Revelation 21:1–6.

~~Do the Easter 5 Preview Activity together on page 1476 and compare responses.~~

Before kids read, tell them that this is a vision story—John is describing something he saw while in a dreamlike state.

Read Revelation 21:1–6 in this creative way together: **As we read today, sit in a circle facing outward with your shoulders touching. Lean back just enough to be supported by the shoulders of the kids beside you. This reminds us that heaven is all around us and that we need to keep watch for God making things new.** Invite kids to take turns reading.

Ask these questions after you read the story:

- What images stood out to you from these verses?
- * **What do you picture when you hear the phrase "all things new"?**
- * **What things in our world do you think need to be changed first?**
 - Where does the voice on the throne say God lives?
- * **What's the difference between making something new and replacing something?**

"God Makes All Things New" on page 518.



* BIBLE BIT

We often think of *new* as replacing the old. God's idea of "a new heaven and a new earth" is that the old still exists but is *transformed*.

WATCH IT AGAIN

Look for the moments when Gabe tries to convince Ruby that patience can be a good thing.

OUR CHURCH

What needs to "be made new" at your church? Clean up a room, spruce up a flowerbed, or find some other way to involve kids in renewal.

RESPOND 10

* Do respond activity from blue leader guide

Open leaflets and pass out markers.

Tear off leaflet square.

- 1. John’s dreamlike vision says the holy city is “prepared as a bride” (Revelation 21:2). If you had a dream outfit, what might it look like? Help kids think about how clothing tells something about someone—a favorite team, a job they do, their age, the colors they like, things they like to do, and so on. On your square, draw your dream outfit, including something for the head, the torso, and the legs and feet. Keep each part of the outfit inside one color box.
- 2. When you’re done, fold it in thirds, using the dashed lines as guides.
- 3. Have kids form groups of three. Make as many mix-and-match combinations of outfits as you can by using the head from one square, the torso from another, and the legs from the third.
- 4. How did you choose the outfit you originally drew?
- 5. How did you feel when you were asked to combine your outfit with someone else’s?
- 6. What had to change to make a new outfit with your friends?
- 7. What would you like God to make new in your life?

LAUNCH 10

* Help and Thanks prayers

Circle up with kids for a quick review.

So many new things today! What new thing are you taking home in your head? Take time to hear kids’ responses. God makes new and change work together! We all have an opportunity to take part in the transformation of our lives and world.

Return to the leaflet panels and pass out markers.

We participate in caring for God’s creation. Recycling is a great way to do that! Write or draw a recycling label you can use in your home to store recyclable items.

Send kids out.

Kids gather in another new way of their choosing that is different from the one at the start. Ask them to repeat after you: God, thank you for making all things new.

Pray together: God, we are amazed at your creation and your love for us! Amen.

Thank kids for being open to new things today! Remind them of the Family Square on the other side of the leaflet.

/15/22

New Heaven and Earth

Grades 3-4

NEW • EASTER 5 • YEAR C

REVELATION 21:1-6



What’s happening in this story?

While it is our tendency to want to know how the world will end and to focus on end time “events,” the author of Revelation in this section emphasizes the who. In other words, Revelation emphasizes God, who will be with us at the end—just like always—and God is the one who gives us new life. No tears, no death, no mourning or crying or pain—this is what it means to be made new. Our earthly bodies experience suffering, but in the end, we will be made new.

What does this story mean for kids?

Kids sometimes find themselves in bad situations over which they have little control. There are situations that kids would like to change, such as being bullied at school, or their parents getting divorced, but such things happen anyway. This reading shows that ultimately, life will change because God makes all things new. That means there is hope, no matter how bad their situation. Ask kids where in their lives they feel things are out of control. Explore sabbath moments of rest and relaxation as ways in which God calms the chaos of our lives.

What is the lectionary connection?

Spring has sprung; the Sunday school and regular academic years are rounding the corner for the final leg. But we’re still in the Easter season, so themes of new life, resurrection, and sharing the good news are everywhere.

AGE LEVEL TIP

* Kids this age are still very literal. Be sure kids know that today’s story was written to describe a dream or vision—not a real-world event.





GENERAL SUPPLIES

- Markers

LESSON SUPPLIES

- None





New Heaven and Earth

EASTER 5
REVELATION 21:1-6



This week's theme is **NEW**. The resurrection of Christ was the beginning of something new. God is already with us! Now we wait for the tears to be wiped away and all of creation to be restored and renewed.

We Can Only Imagine

How do you think heaven will look? Use a shoebox to create a diorama of what you imagine. Cover the sides with pictures from magazines. Fill the inside with things you find in nature and objects made from play dough.

A Cross to Remember

Cut out a cross shape from a recycled cereal box. Completely cover it with small, crumpled squares of tissue paper glued close together. Add a card with Revelation 21:4. Give the cross to someone who has lost a loved one.

Heavenly Words

Read Revelation 21:1-6 together and write each letter of the word **HEAVEN** across the top of a sheet of poster board. Think of words that start with each letter to describe heaven and write them on sticky notes placed under each letter.

The Old Becomes New

Collect old or outgrown athletic shoes from neighbors and friends. Go online to find a location where you can donate them to find a new home or be recycled into something new.

Water of Life

Cut sheets of white paper into pieces large enough to wrap around a bottle of water. Write Revelation 21:6 and decorate them with bright colors. Wrap each around a bottle of water and tape in place. Donate to an organization that helps others when a disaster happens.

This week our family is praying for . . .

Celebrate Creation

God promises to make all things new but also calls us to care for the Earth. Search online to learn about the different ways to do this. Honor God's creation by choosing a family project to do in your community.

Colorful Transformation

Using 6 clear plastic cups, fill 3 with several tablespoons of baking soda in each and 3 with vinegar. Add drops of food coloring and stir to make one of each kind—red, blue, and green. Mix different colored soda and vinegar in bowls to create new colors.

New Heaven and Earth

Grades
3-4



EASTER 5 • NEW

HELLO
my name is

Do some kids arrive early? Try this.

Set out some natural items and magnifying glasses. Encourage kids to examine the items closely. **What unique details do you see in God's creation?**

Invite kids to gather near the Wall Chart.

Point out today's date, season (Easter), color (yellow), and icon (butterfly).

During Easter, we remember how God brought Jesus back to life. Because of Jesus, we have new life too. Show kids the eggshell. **Which animals begin their life inside an egg?** Allow kids to respond. Use a glue stick to cover the Wall Chart wedge with glue. Invite kids to stick bits of eggshell to the wedge. **What other examples of new life can you think of?** (newborn babies, baby animals, sprouting plants, etc.) **Easter reminds us there is new life in heaven—and on earth!**

Kids begin by whispering today's ritual chant, growing in volume until they are shouting on the last phrase: **Go and tell. Go and tell. God makes all things new. God makes all things new! Go and tell! Go and tell!**

* Pass out leaflets and markers.

In life, we experience lots of beginnings and endings. Have kids match the beginning pictures on the left of the leaflet to the corresponding ending pictures on the right. (engine/caboose, seed/plant, egg/chick, alpha/omega, start/finish, first of month/thirty-first) **In the Bible, we read that God is the Alpha and the Omega. God created the world, and God will be here when it ends. God will always be with us!** Collect their leaflets until Respond.

Gather kids around the screen where you'll watch the video.

Ada and Clara are helping Mimi. Let's see what they're doing.

View Episode 11, "Zombie Flowers," on the Whirl Year C Spring PreK–Grade 2 DVD.

Ask kids these questions about the video:

- How were Ada and Clara helping Mimi?
- Where did Clara get the flower bulbs?
- Why might a garden help Mimi with her grandmother's death?
- Who is someone that has had an influence in your life?
- Is death the end for people? Why or why not?

Ask questions from brown leader guide for "Transformation Irritation"



Welcome prayer:
Be still and know
that I am God...

Pass out Whirl Story Bibles to kids.

Let's find our story today! Help kids find "God Makes All Things New" on page 518. Start by pointing out the graphic that shows the butterfly in the yellow circle for the Easter season. Before you read, invite kids to look for John writing, the city coming down from heaven, and the children of God.

Read the story and Ada and Otto's questions and comments on each page.

Ask these questions after you read the story:

- Who told John to write a letter?
- What new things were being created by God?
- How do you think John felt when he saw everything?
- What did John want the children of God to remember?
- Are you one of God's children? How do you know?

* Play together! (if there's time)

Imagine what life will be like in the new heaven and earth. Designate one side of the room as life on earth now and the other side of the room as life in the new heaven and earth. Read each of the following scenarios one at a time. For each one, have kids move to the corresponding side of the room and explain their choice(s). Then move back to the center for the next scenario.

- No more death
- Children crying
- Grandparents are sick
- Everything is new
- Tornados damage trees
- Only joy and laughter
- God is with you (either side is correct!)
- Ask kids for their ideas

God is still creating. There is new life in heaven and on earth!

BIBLE BIT

The island of Patmos is thirty miles in circumference. Plants do not grow on the island. Prisoners were sent to work in the mines on the island as a punishment for crime.


WATCH IT AGAIN

What kind of flowers does Mimi say will grow from the bulbs? How is that like what happens to people?

OUR CHURCH

Take a field trip around the building, looking for things donated to the church as memorials for loved ones (garden, bench, room, picture, etc.). **How does this help us celebrate new life?**

TODAY'S READINGS Acts 11:1-18 • Revelation 21:1-6 • John 13:31-35



RESPOND 10

Pass out leaflets and markers.

Unfold and tear off leaflet square.

- 1. Have kids look at the picture of creation on the left of the leaflet. Describe some of the wonderful things about God’s original creation.
- 2. John said God is not done creating! God is making a new heaven and earth. How did John describe the new heaven and earth? (God is with us; heaven and earth are one; joy, life, laughter, bad things are gone; everything is new)
- 3. Imagine what the new heaven and earth will be like. Give kids a moment to imagine.
- 4. Invite kids to draw pictures or write words about what they imagine in the space on the right side of the leaflet.
- 5. Ask volunteers to share what they drew or wrote.
- 6. Remember, no matter what, you are always loved by God. There is new life in heaven and on earth!

LAUNCH 10

* Help and Thanks prayers

Circle up with kids for a quick review.

We talked about God being the Alpha and the Omega, the beginning and the end. God created the world and is still creating. What are some things that will be gone or that will stay the same in the new heaven and earth? Allow kids to respond. There is new life in heaven and on earth!

Pass out leaflet panels, scissors, and staplers.

Fold panel along dotted line. Cut strips apart. Curl ends of one strip inward, hearts touching, to make a heart. Staple at hearts. Insert the next strip through the previous heart before stapling to create a chain. No matter what, God always loves you.

Send kids out.

Kids begin by whispering today’s ritual chant, growing in volume until they are shouting on the last phrase: Go and tell. Go and tell. God makes all things new. God makes all things new! Go and tell! Go and tell!

Pray together: Dear God, I am excited for your new creation! Thank you for always loving me. Amen.

Thank kids for learning and talking about new life. Remind them of the Family Square on the other side of the leaflet.

5/15/22

New Heaven and Earth

Grades 1-2

NEW • EASTER 5 • YEAR C

REVELATION 21:1-6



What’s happening in this story?

While it is our tendency to want to know how the world will end and to focus on end time “events,” the author of Revelation in this section emphasizes the who. In other words, Revelation emphasizes God, who will be with us at the end—just like always—and God is the one who gives us new life. No tears, no death, no mourning or crying or pain—this is what it means to be made new. Our earthly bodies experience suffering, but in the end, we will be made new.

What does this story mean for kids?

Kids sometimes find themselves in bad situations over which they have little control. There are situations that kids would like to change, such as being bullied at school, or their parents getting divorced, but such things happen anyway. This reading shows that ultimately, life will change because God makes all things new. That means there is hope, no matter how bad their situation. Ask kids where in their lives they feel things are out of control. Explore sabbath moments of rest and relaxation as ways in which God calms the chaos of our lives.

What is the lectionary connection?

Spring has sprung; the Sunday school and regular academic years are rounding the corner for the final leg. But we’re still in the Easter season, so themes of new life, resurrection, and sharing the good news are everywhere.

AGE LEVEL TIP

Thoughts of what might happen during the final days of earth can sometimes cause fear or confusion. Instead of concentrating on the possible sequence of events, remind kids that Jesus promises to be with us—always—and that will never change.



GENERAL SUPPLIES

- Glue stick
- Markers
- Scissors
- Staplers

LESSON SUPPLIES

- Natural items (leaves, twigs, pebbles, etc.)
- Magnifying glasses
- Eggshell (small pieces)





You are ALWAYS
loved by God!



You are ALWAYS
loved by God!



You are ALWAYS
loved by God!



You are ALWAYS
loved by God!



You are ALWAYS
loved by God!




You are ALWAYS
loved by God!




You are ALWAYS
loved by God!



You are ALWAYS
loved by God!



God's
Creation



God's New
Creation

New Heaven and Earth

EASTER 5
REVELATION 21:1-6



This week's theme is **NEW**. The resurrection of Christ was the beginning of something new. God is already with us! Now we wait for the tears to be wiped away and all of creation to be restored and renewed.

We Can Only Imagine

How do you think heaven will look? Use a shoebox to create a diorama of what you imagine. Cover the sides with pictures from magazines. Fill the inside with things you find in nature and objects made from play dough.

A Cross to Remember

Cut out a cross shape from a recycled cereal box. Completely cover it with small, crumpled squares of tissue paper glued close together. Add a card with Revelation 21:4. Give the cross to someone who has lost a loved one.

Heavenly Words

Read Revelation 21:1-6 together and write each letter of the word **HEAVEN** across the top of a sheet of poster board. Think of words that start with each letter to describe heaven and write them on sticky notes placed under each letter.

The Old Becomes New

Collect old or outgrown athletic shoes from neighbors and friends. Go online to find a location where you can donate them to find a new home or be recycled into something new.

Water of Life

Cut sheets of white paper into pieces large enough to wrap around a bottle of water. Write Revelation 21:6 and decorate them with bright colors. Wrap each around a bottle of water and tape in place. Donate to an organization that helps others when a disaster happens.

This week our family is praying for . . .

Colorful Transformation

Using 6 clear plastic cups, fill 3 with several tablespoons of baking soda in each and 3 with vinegar. Add drops of food coloring and stir to make one of each kind—red, blue, and green. Mix different colored soda and vinegar in bowls to create new colors.

Whirl

Whirl Grades 1-2 Leaflet. wearesparkhouse.org. © 2015 sparkhouse. All rights reserved. May not be reproduced.

New Heaven and Earth

EASTER 5 • NEW

Grades
1-2

