

## Do some kids arrive early? Try this.

Take a bite out of an apple. Set it on a table and cover it with a bowl. When kids enter, invite them to peek under the bowl and share a story of what they think happened.

Set out large sheet of paper to make a mural of what they remember about the Easter season

is a day, but it is also a season. Today is the last Sunday of the Season of Easter. Invite kids to decorate the eggs.

## Invite kids to look at the Wall Chart.

Before kids gather, draw a bold exclamation mark in today's space. Then place a sticky note with a question mark over the space. Now point out today's date, church season, color, and icon. Talk about a time when you were surprised. What did you like about the surprise? What didn't you like? What do you think is behind the sticky note? Have a kid rip off the sticky note. Life is full of surprises. Expect the unexpected!


Invite kids to scrunch up into a ball on the floor. Slowly grow into new life (go from a ball to standing with hands aloft). Now jump! Ask kids to repeat after you: Jesus had died, / but Jesus was risen. / Easter's surprise / is that we're forgiven!

## Pass out leaflets, crayons, and markers.

What do you remember about Easter Sunday? What did you do in the morning? Afternoon? At night? Write your memories in the eggs in the nest. Easter



Welcome prayer: Be still and know that I am God...



## Gather kids around the screen where you'll watch the video.

Unexpected things happen all the time—even for the Whirl kids. Let's see what unexpected things Gabe discovers.

View Episode 13, "Janitor Jerry," on the Whirl Year C Spring Grades 3–6 DVD.

Ask kids these questions about the video:

- What was the list Leo and Gabe were excited to read?
- Why was Gabe not excited about his job?
- What surprising thing does Gabe discover about cleaning the church?
- Share when you've been surprised by something that turned out better than you expected. How about something that was worse than you expected?
- How might it change the way you think about God when something unexpected happens?



Watch "Praise Cage" on Whirl Year C Spring Prek-Grade 2 DVD instead

## Story Bibles

Pass out Whirl Lectionary NRSV Bibles and help kids find Acts 16:16–34. page 454

Do the Easter 7 Preview Activity together on page 1297 and compare responses.

In today's story you will meet Paul and Silas, who are in jail. Suddenly something happens that tears down the walls and opens the doors! What could bring down the prison walls? They have a chance to escape—what do you expect they'll do?

Read Acts 16:16–34 in this creative way together: Stand together. Ask kids to take turns reading verse by verse. When reading verse 26, ask kids to stomp their feet quickly to simulate an earthquake. Invite kids to fall to their knees at verse 29. After verse 34 is read, ask kids to sit together as if they are at a dinner table.

## Ask these questions after you read the story:

- Why were the slave girl's owners upset?
- Paul and Silas sang in prison. What's your favorite song to sing in church?
- Why do you think the guard was so upset?
- How does sharing a meal build friendships?
- What can you do to encourage each other when something difficult happens unexpectedly?



## BIBLE BIT

Mosaic Law (the Law of the Old Testament) didn't use prisons for punishment. However, many surrounding cultures had prisons.

## WATCH IT AGAIN

Have kids pantomime Gabe's cleaning work. Ask them how they would feel about doing that kind of work for the church.

## OUR CHURCH

Help kids learn about a prison ministry their church or denomination supports.

**TODAY'S READINGS** Acts 16:16–34 • Revelation 22:12–14, 16–17, 20–21 • John 17:20–26



RESPOND 10

\*Do Respond activity from blue leader guide

Open leaflets and pass out dice and pebbles.

Tear off leaflet square.

1. Divide kids into groups of three to play a simple dice game. Each kid gets a pebble and uses his or her own game board. Every group gets one die.
2. When kids land on "Unexpected Twist" spaces, they will come to you for whispered instructions. You may want to write the instructions on cards for kids to read instead of whispering them to each kid. Unexpected Twist 1: Go back one space. Unexpected Twist 2: Go back two spaces. Unexpected Twist 3: All players move to their Unexpected Twist #3 space.
3. Place your boards side by side so that you can use your own board and see the other boards.
4. Roll to see who goes first. The kid with the lowest number begins.
5. Whenever any player lands on the "Earthquake" space, everyone shakes their leaflets and returns to the start.
6. On some spaces nothing happens—that's how life is! But if you land on an "Unexpected Twist" space, come to me and I will give you instructions. Begin playing.
7. There's one unexpected twist that will never happen: God will never leave you. You can always trust that God is with you!

LAUNCH 10

\*Help and Thanks prayers

Circle up with kids for a quick review.

Fun unexpected occurrences are often called surprises. Can bad or more difficult unexpected things be called surprises too? God is always faithful, always with us. How does that give us hope? Take time to hear kids' responses.

Return to the leaflet panels and pass out markers and crayons.

Throughout the seven Sundays of the Season of Easter, we've talked about things that change or are made new. Inside each Easter egg, write something unexpected or new that has happened while we've been together this year.

Send kids out.

Invite kids to scrunch up into a ball on the floor. Slowly grow into new life (go from a ball to standing with hands aloft). Now jump! Ask kids to repeat after you: Jesus had died, / but Jesus was risen. / Easter's surprise / is that we're forgiven!

Pray together: God, we thank you for the expected and the unexpected. Remind us that you always love us through every experience! Amen.

Thank kids for hanging in there, through the entire season of Easter. Remind them of the Family Square on the other side of the leaflet.



5/29/22

Paul and Silas

UNEXPECTED • EASTER 7 • YEAR C

ACTS 16:16-34

Grades 3-4



What's happening in this story?

Paul and Silas encounter a slave girl who makes money for her masters by telling fortunes with her "spirit of divination." She knows Paul's mission and lets everyone else know it too. Paul gets annoyed and casts out her "spirit." Her masters, having lost their revenue, have Paul and Silas thrown in jail. Paul and Silas proclaim their faith in prison by singing and praying. Then, after an earthquake opens the cells, the guard almost takes his life because he assumes his prisoners have escaped. However, Paul, Silas, and the other prisoners remain. This act of obedience moves the guard to release them and to ask Paul and Silas to baptize his entire family.

What does this story mean for kids?

Kids might have some difficulty understanding everything happening to Paul and Silas, so focus on the section after they get put in jail. The powerful part of the story is that Paul and Silas stayed after the earthquake. Their presence and trust in Jesus changed everything for the jailer and led to his family's baptism. The fact that they stayed emphasizes the unexpected nature of the story and how God shows up in unexpected places. Ask kids what unexpected way God has "popped up" in their lives.

What is the lectionary connection?

This last Sunday of Easter is perfect for the idea of "expecting the unexpected." What could have been more unexpected than Jesus' resurrection? That's as illogical as it gets—and God did it!

AGE LEVEL TIP

Kids this age are increasingly able to focus on something for a longer time. Try lengthening a discussion or asking more probing questions to challenge them.



GENERAL SUPPLIES

- Markers
- Crayons
- Sticky note

LESSON SUPPLIES

- Apple
- Bowl
- Dice
- Pebbles



1

3

2

4

5

6

7

Onward to  
Pentecost!

EARTHQUAKE!

All players  
return to  
START

UNEXPECTED  
TWIST #1

UNEXPECTED

TWISTS

START/  
FINISH

UNEXPECTED  
TWIST #3

UNEXPECTED  
TWIST #2



# Paul and Silas

EASTER 7  
ACTS 16:16-34



This week's theme is **UNEXPECTED**. Paul and Silas are joyfully singing with other prisoners when an earthquake opens all the jail cell doors. The unexpected happens when the guard finds that none of the prisoners have chosen to escape.

## Unexpected Email

Think about people in your church who volunteer to do different jobs. Send emails to thank them for showing the love of Jesus to others through their actions.

## Healing Help

The prison guard cleaned Paul's and Silas's wounds in Acts 16:33. Work with others to purchase items for simple first-aid kits, such as bandages and antibacterial wipes. Assemble in zip-lock bags and donate them to a homeless shelter.

## Tambourine Tunes

Use markers to decorate a small paper plate on one side. Fold in half, put some pennies inside, and staple it closed. Shake your tambourines as you sing favorite praise songs together.

This week our family is praying for...

## Close Encounters

Walk through the park or on a community walking trail. Find an open space where you can stop and sit together silently. Think about the times you have seen, heard, or felt God around you. Share these close encounters before returning home.

## Tell Everyone

Cut a large heart from poster board. Cut out pictures of different people from newspapers and magazines to fill it. String yarn through holes punched in the top to make a hanger. Display in your home as a reminder to tell everyone you meet about Jesus.

## Love Chain

Talk to your family about what you've said or done to show Jesus' love to others. Make a chain with paperclips. Add 1 each time a family member shares new words or actions. How long will the chain be at the end of the week?

## Earthquake Cake

Find a recipe for earthquake cake and work together to bake it. Invite a neighborhood family to your home. Share the story of Paul and Silas in Acts 16:16-34 as you enjoy the cake.

# Paul and Silas

EASTER 7 • UNEXPECTED

Grades  
3-4



7





## Do some kids arrive early? Try this.

Before kids arrive, prepare three “mystery bags” by placing an apple in one paper bag, adhesive bandages in another, and the egg-style shaker in a third. Invite kids to take turns holding the bags and guessing what’s inside.

**One bag for hunger.**  
**One bag for music.**  
**One bag for hurts.**

*Mural activity in brown leader notebook guide*

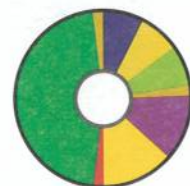
## Invite kids to gather near the Wall Chart.

~~Point out today’s date, season (Easter), color (yellow), and icon (butterfly).~~

~~Point to today’s Wall Chart wedge. Look! Today is the last Sunday in Easter. We’ve been celebrating for the whole Easter season. What have we been celebrating? Allow kids to respond. In the Easter season, we celebrate the good news that Jesus rose from the dead and we are saved. Today we’re going to read a story about two men who were saved from a scary jail. Invite a volunteer to use a black marker to draw jail cell bars along the length of the Wall Chart wedge. Two men who loved to tell people about Jesus once spent some time in jail. Their names were Paul and Silas.~~

Kids begin by whispering today’s ritual chant, growing in volume until they are shouting on the last phrase: **Go and tell. Go and tell. Pray and sing. Pray and sing! Go and tell! Go and tell!**

*Welcome prayer: Be still and know that I am God...*



*In the video: Victor, Monty*



## Pass out Whirl Story Bibles to kids.

**Let’s find our story today!** Help kids find “Prison Songs for God” on page 454. ~~Start by pointing out the graphic that shows the butterfly in the yellow circle for the Easter season. Before you read, invite kids to look for cracking walls and water.~~


Read the story and Ada and Otto’s questions and comments on each page.

## Ask these questions after you read the story:

- Why were Paul and Silas in jail?
- How did Paul and Silas comfort themselves and the other prisoners?
- \* What did Paul and Silas *not* do after the earthquake? Why did Paul and Silas do the unexpected?
- How did the jailer feel when he thought he would get in trouble? How do you feel when you think you might get in trouble?
- \* What songs help you feel close to God?

## Play together!

Help kids create a “bus” by lining up chairs in rows of two. **Let’s board our bus and take a field trip!** Allow kids to do so. Pantomime driving the bus for a few moments. **Hmm. This sure is a long ride. Let’s sing some songs to pass the time!** Use a music source with Whirl songs to play “Come Now and Praise the Lord” and “It’s Me, It’s Me, O Lord,” inviting kids to sing along. Sing other favorite Sunday school songs together. **Paul and Silas sang to feel better in prison. The other prisoners and the jailer heard them singing and were surprised.**



## \* Pass out leaflets and markers.

**If we looked out a window right now, what would we see?** Allow kids to respond. Encourage kids to imagine animals, land- or cityscapes, weather, traffic, etc. **What if we looked out our window and saw something that was not supposed to be there, like a giraffe? What would that feel like?** Allow kids to respond. **Use the space on your leaflet to draw some things that have surprised you. Next to each picture, rank your level of surprise from 1 to 10.** Invite kids to draw at least three images. Kids can recall unexpected gifts, animal tricks, amazing modes of transportation, and more. ~~Collect their leaflets until Respond.~~

## \* Gather kids around the screen where you’ll watch the video.

**Today Victor and Monty end up somewhere they don’t want to be. Let’s watch and see what happens.**

View Episode 13, “Praise Cage,” on the Whirl Year C Spring PreK–Grade 2 DVD.

Ask kids these questions about the video: *\* What were the surprising or unexpected things from the video?*

- Why are Victor and Monty searching among the trees?
- Who set the trap? Why did Monty set the trap?
- How do Victor and Monty feel about being in the trap? How would you feel?
- What do Victor and Monty do to feel better?

\* What helps you feel better when you are feeling afraid or lonely?

## BIBLE BIT

When Paul called a spirit out of the servant girl, she couldn’t tell fortunes to make money for her masters anymore. Paul isn’t interested in money—he’s interested in unexpected works of God.

## WATCH IT AGAIN

- \* Sing along with Victor and Monty a few times until everyone knows the song. Make up new verses and add them to the song.

## OUR CHURCH

Some prisons have choirs made up of community members. Find one in your area and support them with a special “Paul and Silas collection” of money or music resources.

**TODAY’S READINGS** Acts 16:16-34 • Revelation 22:12-14, 16-17, 20-21 • John 17:20-26



# RESPOND 10

## \* Pass out leaflets and markers.

Unfold and tear off leaflet square.

1. Gather together as a group. Hold up today's square. **Here are all the pictures from our story today. Let's tell the story again, using just these pictures to help us.** Have kids take turns using the pictures as story prompts until you've told the whole story together again as a class.
2. **In each picture from our story, something unexpected happens. It's your job to be detectives of the unexpected today.**
3. Divide kids into groups of three or four. **Work as a group to decide what unexpected event happened in each picture. When you've decided on what part was unexpected, circle it. Then write one word under the picture that describes the surprising and unexpected event.**
4. Give groups five minutes to work, then call them back together as a class.
5. **Detectives, tell me about your findings.** Listen as each group explains what they found in each picture.
6. **Paul and Silas healed a servant girl, went to prison, sang songs to feel better, experienced an earthquake, didn't escape prison, and baptized their jailer and the jailer's family. That's a lot of unexpected events in one story! Paul and Silas's story reminds us that God works in all of our lives in unexpected ways.**

# LAUNCH 10

\* Help and Thanks prayers

## Circle up with kids for a quick review.

**God changes lives in unexpected ways. How did God change lives in our story today?** Allow kids to respond. **When Paul and Silas stayed in jail, a jailer was surprised and asked to be baptized into God's family. God surprised Paul and Silas, and Paul and Silas surprised the jailer. God works in surprising, unexpected ways!**

## Pass out leaflet panels and markers

Have kids accordion-fold leaflets along the lines, naming the unexpected gifts from God pictured in each image as they go. **Fold and unfold your accordion for friends and family, and share the unexpected gifts of God!**

## Send kids out.

Kids begin by whispering today's ritual chant, growing in volume until they are shouting on the last phrase: **Go and tell. Go and tell. Pray and sing. Pray and sing! Go and tell! Go and tell!**

Pray together like Paul and Silas: **Glory to you, God! We are blessed by you! Even when we are alone and cold and hurting, God, you are with us! Amen.**

Thank kids for being God's unexpected love in the world today. Remind them of the Family Square on the other side of the leaflet.

Whirl Grades 1-2 Leader Guide. wearesparkhouse.org. © 2015 sparkhouse. All rights reserved. May not be reproduced.



5/29/22

# Paul and Silas

UNEXPECTED • EASTER 7 • YEAR C

ACTS 16:16-34

Grades  
1-2



7

## What's happening in this story?

Paul and Silas encounter a <sup>enslaved</sup> slave girl who makes money for her masters by telling fortunes with her "spirit of divination." She knows Paul's mission and lets everyone else know it too. Paul gets annoyed and casts out her "spirit." Her masters, having lost their revenue, have Paul and Silas thrown in jail. Paul and Silas proclaim their faith in prison by singing and praying. Then, after an earthquake opens the cells, the guard almost takes his life because he assumes his prisoners have escaped. However, Paul, Silas, and the other prisoners remain. This act of obedience moves the guard to release them and to ask Paul and Silas to baptize his entire family.

## What does this story mean for kids?

Kids might have some difficulty understanding everything happening to Paul and Silas, so focus on the section after they get put in jail. The powerful part of the story is that Paul and Silas stayed after the earthquake. Their presence and trust in Jesus changed everything for the jailer and led to his family's baptism. The fact that they stayed emphasizes the unexpected nature of the story and how God shows up in unexpected places. Ask kids what unexpected way God has "popped up" in their lives.

## What is the lectionary connection?

This last Sunday of Easter is perfect for the idea of "expecting the unexpected." What could have been more unexpected than Jesus' resurrection? That's as illogical as it gets—and God did it!

## AGE LEVEL TIP

Kids this age may relate to Paul and Silas more than you'd think. Be sensitive to kids in your classroom who may have family members who work in prison systems or are imprisoned. Remind kids that God loves all people. God loved Paul and Silas, and God loved the background characters in this story too.



## GENERAL SUPPLIES

- Markers

## LESSON SUPPLIES

- Apple
- Adhesive bandages
- Egg-style shaker (1)
- Paper grocery bags
- Music source with Whirl songs

WHIRL SUPPLIES



• WHIRL STORY BIBLES

• DVD

• WALL CHART

• LEAFLETS





Expect the unexpected!





# Paul and Silas

EASTER 7  
ACTS 16:16-34



This week's theme is **UNEXPECTED**. Paul and Silas are joyfully singing with other prisoners when an earthquake opens all the jail cell doors. The unexpected happens when the guard finds that none of the prisoners have chosen to escape.

## Unexpected Email

Think about people in your church who volunteer to do different jobs. Send emails to thank them for showing the love of Jesus to others through their actions.

## Healing Help

The prison guard cleaned Paul's and Silas's wounds in Acts 16:33. Work with others to purchase items for simple first-aid kits, such as bandages and antibacterial wipes. Assemble in zip-lock bags and donate them to a homeless shelter.

## Tambourine Tunes

Use markers to decorate a small paper plate on one side. Fold in half, put some pennies inside, and staple it closed. Shake your tambourines as you sing favorite praise songs together.

This week our family is praying for ...

## Close Encounters

Walk through the park or on a community walking trail. Find an open space where you can stop and sit together silently. Think about the times you have seen, heard, or felt God around you. Share these close encounters before returning home.

## Tell Everyone

Cut a large heart from poster board. Cut out pictures of different people from newspapers and magazines to fill it. String yarn through holes punched in the top to make a hanger. Display in your home as a reminder to tell everyone you meet about Jesus.

## Love Chain

Talk to your family about what you've said or done to show Jesus' love to others. Make a chain with paperclips. Add 1 each time a family member shares new words or actions. How long will the chain be at the end of the week?

## Earthquake Cake

Find a recipe for earthquake cake and work together to bake it. Invite a neighborhood family to your home. Share the story of Paul and Silas in Acts 16:16-34 as you enjoy the cake.



# Paul and Silas

EASTER 7 • UNEXPECTED

Grades  
1-2



7

