

## Do some kids arrive early? Try this.

Set out tissues and straws. Invite kids to use the straws to blow the tissues across tables or other flat surfaces.

## Invite kids to look at the Wall Chart.

Point out today's date, church season, color, and icon. ~~What's fun about gathering around a fire?~~ Invite someone to draw a flame in today's space. Today we celebrate the Day of Pentecost, when the Holy Spirit appeared as a burning flame to the early followers of Jesus. We often think of Pentecost as the birthday—the beginning—of the Christian church. Today is also an ending—our last time together before summer. The Holy Spirit provided a vision for the disciples of the early church and for Christians every day since.

Set out a burning candle and gather in a circle. Raise your hands near the flame. Feel the warmth. See its light. Say together: **The Spirit of God burns like a flame in our hearts.** Blow out the candle.

## Pass out leaflets and crayons.

What did you do on your last birthday? Who celebrated with you? Draw a birthday cake with candles in the space. The Day of Pentecost is like the birthday of the church. Tell kids to draw a cross in the middle of the cake and write "Happy Birthday, Church!" below it. After Jesus ascended into heaven, the Holy Spirit provided God's people with gifts to pass on to the world. What gifts has the Holy Spirit given you to pass on?

## Gather kids around the screen where you'll watch the video.

\* The Holy Spirit is in each one of us. Leo is worried that the Holy Spirit might not be in him. Let's watch what he does to see what he finds out.

View Episode 14, "Holy Android," on the Whirl Year C Spring Grades 3–6 DVD.

Ask kids these questions about the video:

- What day of the church year is it for the Whirl kids?
- \* Why does Leo think the Holy Spirit isn't in him?
- What does Leo do to correct the problem?
- \* How do you know the Holy Spirit is working in your life?
- \* In what ways is it reassuring to know God is always with you?



Welcome prayer:  
Be still and know  
that I am God...

In the video:  
Leo, Gabe, Mimi,  
Ruby



## Pass out Whirl Lectionary NRSV Bibles and help kids find Acts 2:1–21.


Do the Day of Pentecost Preview Activity together on page 1275 and compare responses.

The Day of Pentecost came after Jesus died, was raised, and had ascended into heaven. The disciples had gathered together, and the Holy Spirit came to them in a unique way.

Read Acts 2:1–21 in this creative way together: Ask kids to follow your lead as a volunteer reads verses 1–4. Tell them that during verse 1 you'll all gather together. During verse 2 everyone blows and makes the sound of rushing wind. During verses 3–4 you'll tap them on the head with a red streamer—a tongue of fire. Beginning with verse 5 kids will take turns reading verse by verse. Ask the volunteer to begin. Look at the map on page 1497 of your Whirl Bible. How many places that we just read about can you find on the map?

## Ask these questions after you read the story:

- What "supernatural" marvels happened when the disciples gathered?
- What do you think the disciples felt?
- How would you feel?
- The rushing wind amazed and astonished the other people living in Jerusalem. What else surprised them?
- The Holy Spirit filled the disciples with the power and courage to tell others about Jesus. Where can you follow the Holy Spirit's lead this summer?



## BIBLE BIT

The word *Pentecost* comes from the Greek name for *Shavuot*, or the Feast of Weeks, a festival in ancient Israel memorializing the giving of the Law on Mount Sinai.

## WATCH IT AGAIN

Invite kids to name a gift of the Holy Spirit they can share with someone this summer.

## OUR CHURCH

Ask someone who makes the seasonal changes of color in your worship space to talk about how they know what to do. When is red used?

**TODAY'S READINGS** Acts 2:1–21 • Romans 8:14–17 • John 14:8–17 (25–27)



RESPOND 10

\* Open leaflets and pass out markers. *Combine this activity with the Respond activity in the blue leader guide. (Very similar)*  
Tear off leaflet square.

- 1. At Pentecost, the twelve disciples felt the Spirit come like tongues of fire. People from many countries understood each other, even though they didn't speak the same language.
- 2. "Jesus loves you" is written on your leaflets in five languages. Choose one non-English language and practice saying it out loud with someone near you.
- 3. When kids are ready, name the languages one by one and try to say them together. Then follow the arrows to the countries where each language is spoken, inviting kids to tell you anything they know about those countries.
- 4. Christian faith translates into every language. Jesus' love is for everyone, no matter what language they speak or where they live. Invite kids to name other languages they know and point to its country of origin on the map.
- 5. There's one more language of the Holy Spirit—the language of our actions. How do people in our church show they are filled with the Holy Spirit? Inside the red rectangle, write something you can do this summer to show you are filled with the Holy Spirit.

LAUNCH 10 *\* Help and Thanks prayers*

Circle up with kids for a quick review.

The Holy Spirit came at Pentecost with a spectacular wow entry. This summer and into the fall we will celebrate the Season after Pentecost—some churches call it Ordinary Time. The wow of the Day of Pentecost flows into every day. How does the Holy Spirit work both in the wow and in the everyday? Take time to hear kids' responses.

Return to the leaflet panels and pass out scissors, markers, crayons, and tape.

Write your name inside the inner flame. Color the outer flame. While kids work, write "The Holy Spirit lives in..." on a paper large enough for everyone's flame. Ask kids to cut out the flames and tape them on the paper. The Holy Spirit burns brightly in us! Post the flames in a place where others can see these symbols of the Holy Spirit shining.

Send kids out.

Set out a burning candle and gather in a circle. ~~Raise your hands near the flame. Feel the warmth. See its light.~~ Say together: ~~The Spirit of God burns like a flame in our hearts.~~ Blow out the candle.

Pray together. ~~Thank you, God, for giving us the Holy Spirit to help us. Send us out to do your work. Amen.~~

Encourage kids to keep carrying the flame of the Holy Spirit that burns brightly! Remind them of the Family Square on the other side of the leaflet.

6/5/22

Filled with the Holy Spirit

Grades 3-4

SPIRIT • DAY OF PENTECOST • YEAR C

ACTS 2:1-21



What's happening in this story?

When Jesus ascended, he promised the apostles the Holy Spirit so they could share the gospel. Now Jesus' followers are gathered on the festival day of Shavuot, celebrating God's gift of covenant law. They are not sure what their next step is—how they can go into the world to share the gospel. That's where the Spirit comes in as a disturbing, violent wind and tongues of fire! This story reminds us that God's Spirit is active, moving, and powerful—something to be in awe of.

What does this story mean for kids?

Pentecost is a special day because of what kids experience: people wearing red, and all the sounds in the story. They will gloss over the hard words and wonder about literal interpretations, like how there could be flames on people's heads. Kids might ask questions about what it feels like to have the Holy Spirit. Kids may talk about a special feeling during prayer or a sense of something special they can't quite put into words. This story is telling us the Holy Spirit is God's continuing presence that empowers us to follow Jesus.

What is the lectionary connection?

The season of Pentecost stretches out for many Sundays, during which Christians grow in faith by hearing the parables and teachings of Jesus, and inviting the Holy Spirit to move among us. Pentecost's challenge is to take the excitement of the Spirit's coming into the ordinary days ahead.

AGE LEVEL TIP

Some kids learn best through feeling, smelling, tasting, hearing, and moving—sometimes all at the same time. Today's lesson is filled with sensory experiences they will enjoy.



GENERAL SUPPLIES

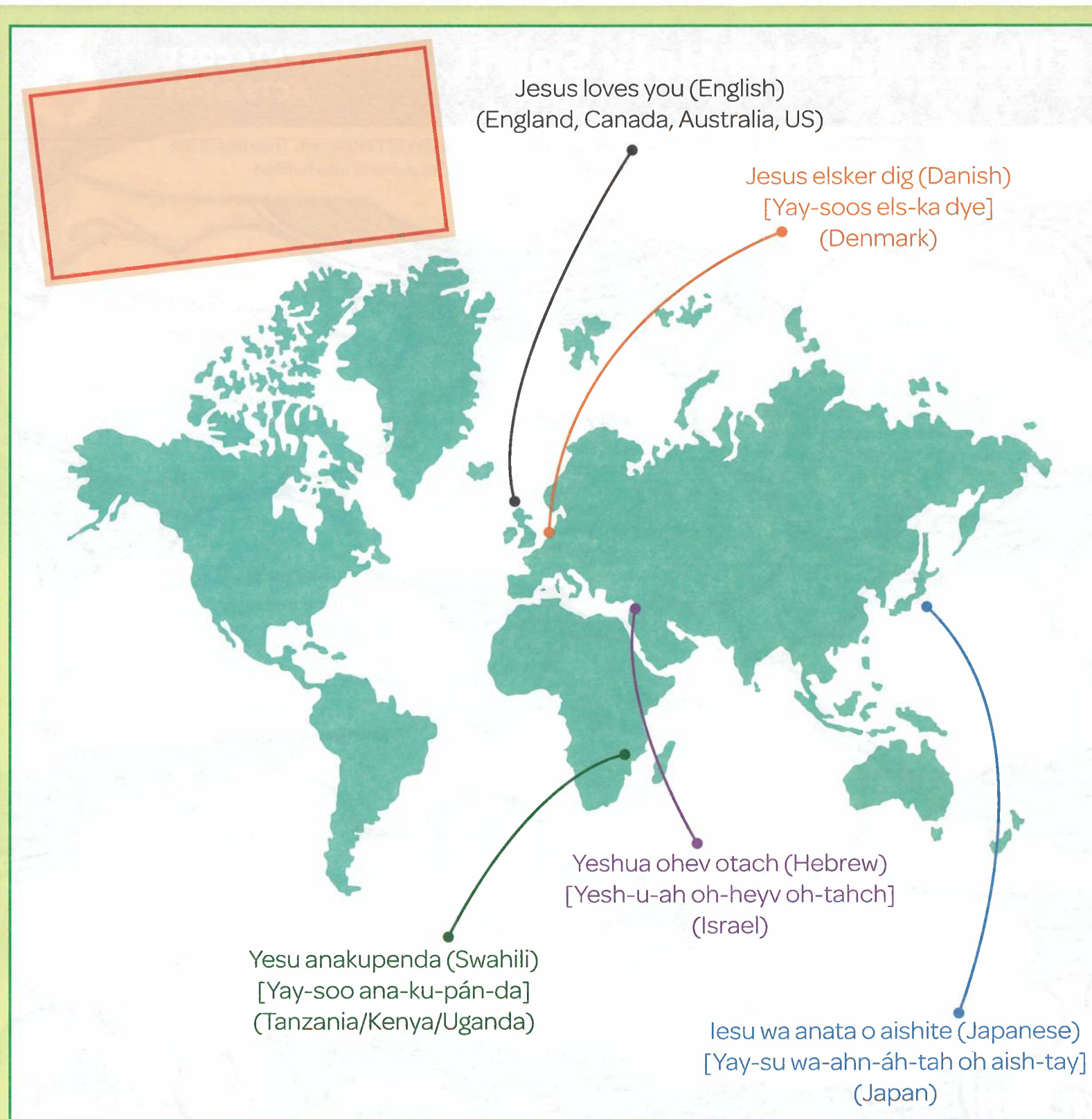

- Markers
- Crayons
- Scissors
- Tape

LESSON SUPPLIES

- Candle
- Tissues
- Mural paper
- Straws









# Filled with the Holy Spirit

DAY OF PENTECOST  
ACTS 2:1-21



This week's theme is **SPIRIT**. A crowd of people were gathered together on the day of Pentecost. They heard the sound of a mighty wind as the Holy Spirit descended from heaven. The promise Jesus made was fulfilled.

### The Spirit Says

Stand in a circle and practice the first verse of "I'm Goin' a Sing When the Spirit Says Sing." Choose a leader to stand in the middle and replace "sing" with a new verb. Make joyful noise together as you take turns choosing different action words.

### I Spy Flames

Make 2 teams and set a timer for 5 minutes. Give each team a pencil and paper. Search your home for red, yellow, or orange things. Gather back together when the timer goes off to see who made the longest list.

### How Windy Are You?

Crumple up pieces of red construction paper to make flames for each family member. Place them on the floor. Use drinking straws to see who can blow their flame across the room and back first.

### Blowing in the Wind

Cut the bottom off of a large paper grocery bag. Decorate with markers, stickers, or foam shapes. Roll and tape into a tube. Add streamers to one end. Use yarn to make a handle. Watch your windsock blow and remember the coming of the Holy Spirit.

### Giving Thanks

Write a short prayer thanking God for the gift of the Holy Spirit and the beginning of the church. Say it together before you get ready for bed.

### Jesus Loves You

People spoke in many languages on Pentecost. Search online to learn how to say "Jesus loves you" in different languages. Share this good news with friends and other people you meet.

### Snack Time

Fill plastic bags with fish crackers to represent the people gathered together as the Holy Spirit came down. Mix in small pieces of red, yellow, or orange candies for flames. Write Acts 2:2-3 on paper and add to the bag. Share snacks with neighborhood families.

This week our family is praying for ...

# Filled with the Holy Spirit

Grades  
3-4



DAY OF PENTECOST • SPIRIT

PENTECOST





## Do some kids arrive early? Try this.

Give each kid a straw and a piece of tissue paper. Designate a starting and ending point in the room. Kids use air (blowing or suction) to move the tissue paper from start to finish. **We can't see the air, but we can see the effect it has on the paper!**

## Invite kids to gather near the Wall Chart.

~~Point out today's date, season (Day of Pentecost), color (red), and icon (dove inside the flame).~~

**Today is the Day of Pentecost, the church's birthday! We often use the symbol of a flame on the Day of Pentecost because it reminds us of how the Holy Spirit visited the disciples when the church began. What color are flames?** Allow kids to respond. ~~Cover the Wall Chart wedge with glue, using a glue stick. Invite kids to add pieces of red and orange tissue paper.~~  
**Happy Birthday to the church!**

Stand and sing this song to the tune of "Happy Birthday to You": **Happy birthday to you. Happy birthday to you. Happy birthday, dear church. Happy birthday to you!**

## Pass out leaflets and markers.

Have kids describe what they see in the picture. **What are some things you celebrate?** Allow kids to respond. Have kids write the letter found in each pennant on the banner in the box that matches its color in the space below. Read the word **PENTECOST** together. **During Bible times, Pentecost was a festival when people came from all over the world to Jerusalem. The Holy Spirit came to the disciples at Pentecost, the birthday of the church.** Collect their leaflets until Respond.

## Gather kids around the screen where you'll watch the video.

**Otto has something that Clara does not. Let's see what that is!**

View Episode 14, "Birthday Building," on the Whirl Year C Spring PreK-Grade 2 DVD.

Ask kids these questions about the video:

- What did Otto have that Clara thought she needed?
- Why were Otto and Clara buying gifts at the hardware store?
- Have you ever brought a gift to church? When?
- Whose birthday did Ada say Pentecost really is?
- How do you think Pentecost could be celebrated?

Ask questions from brown leader guide.



Welcome prayer:  
Be still and know  
that I am God...



\* Watch "Holy Android" from Whirl Year C Spring Grades 3-6 DVD instead



## Pass out Whirl Story Bibles to kids.

**Let's find our story today!** Help kids find "A Gust of Wind" on page 438. ~~Start by pointing out the graphic that shows the dove inside the flame in the red circle for the Day of Pentecost. Before you read, invite kids to look for wind blowing things around, flames on top of the disciples' heads, and the disciples telling others about Jesus.~~

Read the story and Ada and Otto's questions and comments on each page.


## Ask these questions after you read the story:

- What made the disciples' meal a mess?
- Why didn't the flames burn anyone?
- \* How do you think the people felt when they heard about Jesus in their own language?
- Whose Spirit filled the disciples?
- What are some ways the Holy Spirit helps us?

## Play together!

**The disciples could not see the Holy Spirit on Pentecost, but they could see and hear things the Holy Spirit made happen. What were those things?** (gust of wind, flames above heads, different languages)

Plug in the blow dryer. Set the temperature to the coolest setting and point the nozzle up. Invite kids to balance a ping-pong ball on the nozzle before turning it on. Turn on the blow dryer. Have kids try to balance one to three ping-pong balls in the air above the dryer. **Which was easier to do?** (balancing ball when dryer was off) **Why?** (wind made balls move) **Even though we couldn't see the wind, we could see the effect it had on the balls. The Holy Spirit is like the wind. We can't see God's Spirit, but we can see things the Holy Spirit makes happen!**



## BIBLE BIT

Pentecost was also called the Feast of Harvest. It was a time of celebration and thanksgiving to God for the harvest of the summer wheat in Israel.

## WATCH IT AGAIN

~~Pentecost was not the birthday of First Second Church's building. Where did Ada look to find out that date?~~

## OUR CHURCH

Talk to a church historian to discover the history of your church. **Has this church always met in the current location? How has the church changed over the years?**

**TODAY'S READINGS** Acts 2:1-21 • Romans 8:14-17 • John 14:8-17 (25-27)



RESPOND 10

Combine this activity with the Respond activity from the brown leader guide. (very similar)

\*Pass out leaflets, tissue paper, glue sticks, and markers.

- Unfold and tear off leaflet square.
1. Direct kids' attention to the top right corner of the leaflet. **Peter and the other disciples were telling everyone about Jesus in their own languages. Who made this possible?** (Holy Spirit)
  2. Have kids draw a flame above each disciple's head.
  3. **Just like the disciples, we have the Holy Spirit living inside of us!** Invite kids to color the figure in the lower part of the leaflet to look like themselves.
  4. Have kids color a flame above the figure's head.
  5. Divide kids into four groups. Assign each group one of the four ways to say "Jesus loves you" written on the leaflet.
  6. Rotate among the groups, assisting them with the pronunciation or actions as they are written on the leaflet.
  7. Encourage kids to each take a turn saying or signing "Jesus loves you" within their group.
  8. **Let's imagine what it might have sounded like on Pentecost!** Ask all of the kids to say or sign "Jesus loves you" in the new language they learned at the same time.
  9. **The Holy Spirit came to the disciples at Pentecost, the birthday of the church!**

LAUNCH 10

\*Help and Thanks prayers

**Circle up with kids for a quick review.**

~~What are some of the things we did with wind?~~ Allow kids to respond. **We can't see the wind and we can't see the Holy Spirit, but we can see what the Holy Spirit does. The Holy Spirit helped the disciples tell others about Jesus in the hearers' own languages. The Holy Spirit helps us tell others about Jesus too!**

**Pass out leaflet panels, scissors, and safety pins.**

Cut out the emblem. Pin it to each kid's clothing. **What are some of the things the Holy Spirit helps us do?**

**Send kids out.**

Stand and sing this song again: **Happy birthday to you. Happy birthday to you. Happy birthday, dear church. Happy birthday to you!**

Pray together: **Dear God, thank you for your Holy Spirit, and thank you for the church! Amen.**

Thank kids for celebrating the church's birthday together. Remind them of the Family Square on the other side of the leaflet.

6/5/22

Filled with the Holy Spirit

Grades 1-2

SPIRIT • DAY OF PENTECOST • YEAR C

ACTS 2:1-21



What's happening in this story?

When Jesus ascended, he promised the apostles the Holy Spirit so they could share the gospel. Now Jesus' followers are gathered on the festival day of Shavuot, celebrating God's gift of covenant law. They are not sure what their next step is—how they can go into the world to share the gospel. That's where the Spirit comes in as a disturbing, violent wind and tongues of fire! This story reminds us that God's Spirit is active, moving, and powerful—something to be in awe of.

What does this story mean for kids?

Pentecost is a special day because of what kids experience: people wearing red, and all the sounds in the story. They will gloss over the hard words and wonder about literal interpretations, like how there could be flames on people's heads. Kids might ask questions about what it feels like to have the Holy Spirit. Kids may talk about a special feeling during prayer or a sense of something special they can't quite put into words. This story is telling us the Holy Spirit is God's continuing presence that empowers us to follow Jesus.

What is the lectionary connection?

The season of Pentecost stretches out for many Sundays, during which Christians grow in faith by hearing the parables and teachings of Jesus, and inviting the Holy Spirit to move among us. Pentecost's challenge is to take the excitement of the Spirit's coming into the ordinary days ahead.

AGE LEVEL TIP

As children move from concrete to abstract thinking, they can understand more complex thoughts. Pentecost is a great time to help kids understand that the church is much more than a building or just one community of believers. Pentecost is the church's birthday all over the world!



GENERAL SUPPLIES

- Glue sticks
- Markers

LESSON SUPPLIES


- Straws (1 per kid)
- Tissue paper (red or orange, small pieces)
- Blow dryer
- Ping pong balls (3)
- Safety pins (1 per kid)






## Powered by the Holy Spirit to ...

- 🔥 Tell others about Jesus
- 🔥 Invite others to church
- 🔥 Read the Bible
- 🔥 Pray for others



American Sign language



Yesu anakupenda  
(YES-oo ah-nah-koo-PEN-day)

Swahili

Jesus tea ma  
(YAY-zoos tay-AH mah)

Spanish

Jesus liebt dich  
(JAY-zoos lieb DEEKT)

German





