

The Red Sea

POWER

EXODUS 14:1-30

What's happening in this story?

After the Israelites are finally freed and are making their hasty exit from Egypt, Pharaoh changes his mind and assembles a massive force to bring them back. But God helps the Israelites flee Egypt by giving them a sign to follow: a pillar of cloud to lead them in the daytime and a pillar of fire to lead them in the night. As Pharaoh's army closes in, Moses stretches his hand over the sea and parts the waters so the Israelites can pass to freedom.

What does this story mean for kids?

This is a pretty great action story for kids of all ages. But its telling is not without hurdles, specifically when the Pharaoh's chariots and horses drown. Young kids may be upset by stories about animals being collateral damage in wars between people. It's troubling to imagine the chaotic scene of horses and young soldiers being engulfed by the walls of water. However, this story is one of trusting God. Even in the most dire of situations, the Israelites trust God and are saved.

Why this theme?

God's power is amazing and absolute. A story like this reminds us that God has always been working powerfully in the world—and continues to work in our world today.

TEACHING TIP

This story is full of dramatic imagery and troubling situations that may be disturbing to kids. Remind them that God is with them always and will help them in their times of need.



GENERAL SUPPLIES

- Markers
- Scissors
- Colored pencils

LESSON SUPPLIES

- ~~Dark-colored trays or paper plates~~
- ~~Table salt~~
- ~~Paper straws~~
- ~~Watercolor paint (blue)~~
- ~~Cups of water~~
- ~~Paintbrushes~~
- ~~Extra pairs of shoes~~
- ~~Large bin or basket~~

WELCOME 15

Do some kids arrive early? Try this.

~~Set out trays or plates covered with table salt. Invite kids to draw ocean pictures in the salt. Gently shake the plate back and forth to "erase" the drawings in order to reuse.~~

Circle up with kids for an opening conversation.

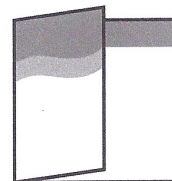
What are some words you might use to describe God? Give kids time to respond. **One word that describes God is *powerful*.** What kinds of things do you think God's power can do? Give kids time to respond. **The Bible is full of stories of God's power. God's power created the whole world. God's power knocked down the tall walls of Jericho. God's power convinced Pharaoh to set God's people free from slavery in Egypt. In our story today, God's power does something amazing to save God's people, the Israelites.**

Pray together: ~~Dear God, you are strong and powerful and have done mighty things. Please help us remember to look to you for help, even when things seem impossible. Amen.~~

Be still and
know that I
am God...

Pass out leaflets and markers.

In today's story, God's people need to escape, but they get stuck at the edge of the Red Sea, and they don't know how to get across it. What are some ways you might get across a lake, river, or ocean that was too big to swim across? Give kids time to brainstorm together: fly in a plane, take a boat, build a bridge, ride in a submarine, etc. **Choose one of those ideas and draw it over the water on your leaflet. I wonder how God helped the Israelites get across the Red Sea.** Collect their leaflets until Respond.




Gather kids around the screen where you'll watch the video.

In today's video, Gabe, Ruby, and Leo are trying to figure out what it means to have power. Gabe has some unusual ideas about what he could do with the power of God.

View Episode 4, "X-Christians," on the Year Blue Fall DVD. (4 min, 13 sec)

Ask kids these questions about the video:

- Why does Gabe want to be like the X-Christians?
- Where do the X-Christians say they get their power?
- How does Gabe say the X-Christians prove their love for God?
- Where have you seen the power of God?
- How can you get strength from God?



HEAR 15

Open your Whirl Kids Story Bibles and Whirl Kids Study Bibles.

Have older kids find a younger buddy. Invite them to find "The Red Sea" on page 58 of the Whirl Kids Story Bible. God's people had been slaves in Egypt for a long time, so God sent Moses to tell Pharaoh to let God's people go. Eventually Pharaoh agreed, but after they left, he changed his mind and sent his army after them. Let's see how God's power protects the Israelites in our story.

~~Invite kids to stand in two lines with buddy pairs across from each other. Have them reach out and hold their buddy's wrists. Read the story aloud, and when God splits the Red Sea down the middle, pause and invite kids to let go of each other and raise their arms up in the air. God's power makes impossible things possible!~~



~~Read Ada and Otto's questions and comments on each page. Then read Exodus 14:10-14 and what Gabe says about that passage on page 83 of the Whirl Kids Study Bible.~~

Ask these questions after you read the story:

- Why did Pharaoh change his mind about letting the Israelites go?
- How were the Israelites nearly caught?
- How did God help them escape Egypt?
- What can you do when something seems impossible?
- How does God help you in your time of need?

Play together!

~~In an open space, place a bin on one side of the room, and have kids stand on the other side of the room. When the Israelites were escaping Egypt, they had to leave very fast. We're going to play a game about escaping in a hurry! Split kids into two groups. Invite them to take off their shoes and put them in the bin. Add extra shoes, especially if your group is small, and mix them all up. If you are playing on carpet, they can play in their socks, but if you're playing on a slippery surface, have kids put their socks in their shoes and play barefoot. One person at a time, your team will run to the shoes, find yours, put them on, and get back to your group as fast as you can. The team who gets all their shoes first wins. Play the game, repeating as time allows.~~



BIBLE BIT

The Red Sea contains a rich, diverse ecosystem that includes the world's fastest fish, the sailfish, which can swim 68 miles per hour!

WATCH IT AGAIN

If you watch the video again, keep track of all the things broken by the X-Christians.

OUR CHURCH

The Israelites had to trust Moses to lead them out of Egypt. Consider the leaders of your church, and find a way to bless and thank them for leading your congregation.

RESPOND 10

Pass out leaflets, colored pencils, watercolor paints, cups of water, paintbrushes, and straws.

Unfold and tear off leaflet square.

1. In today's story, we read how the Israelites were trapped in Egypt, and when they tried to escape, they were stuck in a seemingly impossible situation between the Red Sea and Pharaoh's army trying to capture them.
2. Think about a time or situation where you felt stuck or needed help from God. Write or draw it in the sandy part of the leaflet. This is your "Red Sea."
3. Give kids a few minutes to think and draw.
4. The Israelites were stuck until the power of God made a loud wind blow and split the Red Sea so they could cross on dry land.
5. We are going to use our breath and a straw to blow the water to the sides of our leaflet to represent God parting the Red Sea.
6. Dip your paintbrush in the water, then gently brush some blue watercolor paint in a puddle over top of the water that's pictured along one edge of the sand.
7. Use your straw to blow the watercolor paint to fill the white space. Make sure kids don't blow too hard!
8. While you're splitting your Red Sea, thank God for helping you get through difficult situations.
9. Once the kids complete one side, repeat the steps for the other side.
10. God is with us when we feel stuck. God's power can help us in difficult situations.

LAUNCH 10

Circle up with kids for a quick review.

Today we learned about the amazing escape God planned for the Israelites to get out of Egypt. What amazing things have you seen God do?

Pass out leaflet panels and scissors.

On your leaflet are six pictures and the word *Freedom* that tell the story of the Red Sea and the escape of the Israelites. Cut them out and put them in order to retell the story to a friend.

Send kids out with a blessing. → Help + Thanks prayers

Circle up with kids. ~~God blesses all of us. And that means me~~ (place a hand on your chest). ~~And that means you~~ (place your other hand on the shoulder of the kid next to you). Each kid passes the blessing by repeating those words and actions. When the blessing makes it back to you, say, ~~Go and bless the world.~~

Thank kids for coming today. Remind them of the Family Square on the other side of the leaflet.