

David and Goliath

FEARLESS

1 SAMUEL 17:1-49

What's happening in this story?

The story begins with two armies ready to face one another. The Philistines send out their champion, the gigantic Goliath, who fills Israelites with fear. Saul knows it requires faith to defeat Goliath. No one has more faith than David. Saul attempts to equip David, but David is intimidated by the armor and weapons of the king. Instead, he uses the tools he knows: he takes his sling and with a rock defeats Goliath—not before reminding everyone that it is God who will win this battle. In the valley of uncertainty, David sticks with his belief that God will battle for God's people, and God wins.

What does this story mean for kids?

In many ways, this is a great story for kids. They are used to feeling overlooked and underestimated. Remind them that even the children of God have a job to do. As for the fact that David kills another human being, stress the epic nature of the story as the “good guys” fight for survival against the “bad guys,” but make sure to ask the kids to think of more effective ways than violence to show today's world our God.

Why this theme?

Fear is real in our lives. But there are times in which fear can paralyze us from doing what is right. In 1 John we read, “Perfect love casts out fear.” Because God loves us and because love is the engine that moves us, we can allow that love to send out fear in our lives.

TEACHING TIP

Young kids can relate to David because, like him, they can be overlooked due to their size and age. Help them discover that God can give them strength to face challenges, and that they can use the gifts God has given them.



GENERAL SUPPLIES

- Markers
- Tape

LESSON SUPPLIES

- Blocks
- Painter's tape
- Tape measure
- Ball
- Empty 2-liter bottles (1 per kid)

WELCOME 15

Do some kids arrive early? Try this.

Set out blocks on the floor. Ask kids to see how tall they can build a tower of blocks. Encourage older kids to help younger kids. Include a measuring tape for kids to measure the height of their towers.

Circle up with kids for an opening conversation.

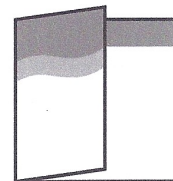
Have you ever done something that surprised people because they didn't think you could do it? Have you ever done something you felt afraid or nervous about? Allow time for responses. Sometimes grown-ups think kids can't do things because they're young or small. Sometimes kids feel afraid or nervous about trying new things. But when you do something without being afraid, it's called being fearless. Today we'll hear about a fearless boy who surprised everyone by doing something amazing!

Pray together: ~~Dear God, thank you for making us each unique and for giving us each special gifts. Please help us to be fearless because you are with us. Help us use our gifts from you when we face challenges. Amen.~~

Be still and
know that I
am God...

Pass out leaflets.

Everyone feels afraid sometimes and fearless sometimes. Fold your leaflet in half on the dotted line. Practice having kids show you the green fearful and yellow fearless faces. As I read some things, show the fearful or fearless face, depending on how you'd feel in that situation: Holding a tarantula. Playing a violin solo. Riding a horse. Kicking a field goal in a football game. Standing up to a bully. Flying in an airplane. Reading scripture out loud in worship. Whether we feel afraid or fearless, we can always remember that God is with us. Collect their leaflets until Respond.




Gather kids around the screen where you'll watch the video.

I bet we have all sometimes felt like someone had more power than us. Maybe they use their power to make us do something or make a choice we don't like, or even get us in trouble. Let's watch the video and think about what we would do if we were in the same situation.

View Episode 10, "Echo Bear," on the Year Blue Fall DVD. (4 min, 20 sec)

Ask kids these questions about the video:

- Why is everyone afraid of Lucas?
- Why don't the kids think the principal will believe them?
- What do the kids do to prove that Lucas is not a good hall monitor?
- How could you stand up to someone mistreating others?
- Who have you seen be fearless?



HEAR 15

Open your Whirl Kids Story Bibles and Whirl Kids Study Bibles:

Have younger kids find an older buddy. Invite them to find “David and Goliath” on page 86 of the Whirl Kids Story Bible. In this story, a whole army is afraid to fight a giant named Goliath, but one small boy named David volunteers. David is just a young shepherd, but he’s also the future king of Israel, chosen by God. And David is fearless because he trusts that God is watching over him.

~~Have buddies stand facing each other. Tell the youngest buddy in each group to sit on the floor, while the other buddy stands up tall like the giant Goliath. Read the story aloud. When David defeats Goliath, older buddies fall to the ground and younger buddies jump up to celebrate!~~ **David was just a young shepherd, but he trusted that God would help him defeat Goliath. And God did!**



Read Ada and Otto’s questions and comments on each page. ~~Then read 1 Samuel 17:4-7 and what Leo says about that passage on page 348 of the Whirl Kids Study Bible.~~

Ask these questions after you read the story:

- How is Goliath described in the story?
- Why did everyone doubt David could fight Goliath?
- Why was David fearless?
- What can you do that might surprise people?
- How can remembering God’s presence help you feel fearless?

Play together! ★

Before class, write “Goliath” on a piece of painter’s tape and stick it to a wall, 9½ feet up or as high as your ceilings allow. If you have extra prep time, tape a full outline of Goliath on the wall. **The Bible says Goliath was “six cubits and a span” tall. That’s about 9½ feet! On the wall, I’ve stuck a piece of tape as high as Goliath was tall. Do you think you can jump high enough to touch Goliath’s head? Let’s find out!** Have kids use marker to write their name on a piece of painter’s tape. Invite them to line up. **When it’s your turn, come up close to the wall, hold your tape, jump as high as you can, and stick your tape on the wall.** Once everyone has taken their turn, measure how high kids reached, then let them each take another turn if there’s time. **Goliath was really tall!**



BIBLE BIT

Men from the time and place of this Bible story averaged a height of 5 feet, 6 inches.

WATCH IT AGAIN

If you watch the video again, keep track of all the people Lucas sent to the principal’s office.

OUR CHURCH

David’s gifts were used to fulfill God’s promises. Make a list of the gifts of your congregation that God uses to do the work of the Kingdom. Give thanks for those gifts together.

RESPOND 10

Pass out leaflets, markers, 2-liter bottles, and tape.

Unfold and tear off leaflet square.

1. **What makes you feel brave when you are afraid?** Give kids time to respond. **David was fearless in a scary situation because he trusted that God was with him. We can trust in God's presence too.**
2. **Think of a time when you feel afraid or nervous—nothing dangerous. Some ideas are performing a solo in a recital, pitching in a baseball game, standing up to a bully, and so on.** Help kids brainstorm as needed.
3. **Draw a picture of that situation on Goliath's armor on your leaflet.**
4. Invite kids to share what they drew with the group.
5. **Tape your leaflet to the empty 2-liter bottle.**
6. Invite kids to line up the bottles. Have kids stand about 6 feet away so they can see the pictures.
7. **Take turns rolling the ball and knocking down the bottles. Once you've knocked down bottles, say, "God is with me, so I can be fearless when..." and list the pin(s) you knocked down.**
8. Cheer kids on, and encourage them to cheer for each other too. Play as long as time allows.
9. **God's presence can help us feel fearless in times when we are nervous or afraid. God is always with us, like God was with David.**
10. Return leaflets to kids to take home.

LAUNCH 10

Circle up with kids for a quick review.

David's fearlessness shows us the power of trusting in God. We all feel afraid sometimes, but God is with us and God can help us be brave. Who has God put in your life to help you feel fearless?

Pass out leaflet panels and markers.

What image is on your leaflet? (David slinging the stone at Goliath.) **On the stone, write or draw something or someone that can help you feel fearless.** Invite kids to share what they wrote or drew.

Send kids out with a blessing. → *Help + Thanks*

Circle up with kids. **God blesses all of us. And that means me** (place a hand on your chest). **And that means you** (place your other hand on the shoulder of the kid next to you). Each kid passes the blessing by repeating those words and actions. When the blessing makes it back to you, say, **Go and bless the world.**

Thank kids for coming today. Remind them of the Family Square on the other side of the leaflet.