

Kings David and Solomon

SANCTUARY

2 SAMUEL 7:1-17; 1 KINGS 2:10-12; 6

What's happening in this story?

This story reveals the changing nature of the community of Israel. They are no longer wandering tribes that have unified for defense and trade purposes, but rather people, who have settled and see themselves as permanent residents of this land. The temple is Israel's first big building project to parallel building projects in antiquity. The Egyptians have the pyramids. Babylon has its gardens. Israel has a temple.

What does this story mean for kids?

This text might result in a barrage of questions about where God lives, whether kids can go to see God, where heaven is, and so on. These are tough questions even for adults to answer, and most of the time the honest answer is that we don't know. When possible, emphasize the concrete parts of the story that kids can comprehend. Help kids think about what kind of house they might like to build for God and how their church building might be shaped by those ideas.

Why this theme?

Sanctuary is both a place and an experience. It's the church, the woods, or any place we can experience God. Most importantly, it's the assurance that, no matter what, God advocates on our behalf.

TEACHING TIP

Kids will likely have a concrete understanding of sanctuary as the room in a church where worship happens. Help them explore where else they might find sanctuary if sanctuary is simply a safe place to spend time with God.



GENERAL SUPPLIES

- Markers
- Scissors

LESSON SUPPLIES

- Playing cards
- Blocks (optional)
- Classroom objects (assortment)

WELCOME 15

Do some kids arrive early? Try this.

Set out playing cards and invite kids to work together to build card houses. If you have several younger kids in your group, provide blocks too.

Circle up with kids for an opening conversation.


What do you think of when you hear the word *sanctuary*? Allow responses. A sanctuary is a room where people worship God. But it can also be any safe place, or any place you feel close to God. A sanctuary can be quiet or lively. Sometimes it's even something we find within ourselves. What are some places that could be a sanctuary? Give kids time to respond. In our story today, King Solomon is building a sanctuary for God.

Pray together: ~~Dear God, we thank you for the place of sanctuary this church provides us to worship you together. Thank you for so many different kinds of sanctuaries! Amen.~~

Be still and know that I am God..

Pass out leaflets and markers.

~~I wonder what tools King Solomon's crew used to build the sanctuary for God. On your leaflet, circle three things you think would be the most important in starting a new building project. Are there any items there you think would be especially important in building a sanctuary? Allow responses. A church sanctuary, or worship space, is used to gather for worship, weddings, funerals, and other faith-centered events. The sanctuary in our story today was built for God. Collect their leaflets until Respond.~~




Gather kids around the screen where you'll watch the video.

What do you know about the history of our church? The Whirl kids are learning some history of First Second Church in today's video.

View Episode 11, "First Second Church," on the Year Blue Fall DVD. (5 min, 6 sec)

Ask kids these questions about the video:

- What's important about the story of a church's past?
- What did you learn from the reenactment about the history of First Second Church?
- Why does it matter if we have a place set aside to gather to worship God?
- What about First Second Church's story do you think pleased God?
- What could we learn from the history of our church?



HEAR 15

Open your Whirl Kids Story Bibles and Whirl Kids Study Bibles.

Have older kids find a younger buddy. Invite them to find “Kings David and Solomon” on page 90 of the Whirl Kids Story Bible. Today, we believe that God lives everywhere, even within us. But in ancient Israel, God’s people believed that God lived in a fancy box called the ark of the covenant. The Israelites brought the ark with them wherever they went. In this story, we’ll hear about the sanctuary King Solomon built for God.

~~Stand together and admire your learning space like Solomon admired the sanctuary. Read the story aloud. Every few sentences, move to a new area. If possible, venture outside your room. Be as quiet as possible! When you’ve finished the story, return to your learning space. King Solomon wanted the sanctuary to be a special place for God.~~



Read Ada and Otto’s questions and comments on each page. ~~Then check out what Leo’s chart says about 1 Kings 6 on page 410 of the Whirl Kids Study Bible.~~

Ask these questions after you read the story:

- What stood out to you about this story?
- How did people show they cared about the temple being a holy place?
- How did David feel about not getting to build the temple himself?
- What about our church shows that care was taken in its construction?
- Where do you spend time with God?

Play together!

~~Using whatever you have on hand, invite kids to build some sort of structure as tall as possible. Chairs, tissue boxes, marker storage bins—literally anything in the room that can be safely moved is fair game. Let’s have our younger kids gather materials to build a structure together! Older kids, you can gently direct the construction process, and we’ll all participate in trying to keep the whole thing from falling over. Remember what we just read: work quietly! When you’re finished, or when you run out of time, admire your holy construction together. Leave whatever they create in place as a visual reminder of the challenges of successful construction. Our construction project didn’t take us seven years like Solomon’s temple did, but it did take us all working together!~~



BIBLE BIT

God reserving temple construction for Solomon suggests stability. Israel had been on the move for a while; now they’re settled enough geographically for someone to fulfill the vision of an ancestor.

WATCH IT AGAIN

If you watch the video again, think hard about the decision the landowner faced. Would you have made the same decision?

OUR CHURCH

Have an older member of the congregation come and share a brief history of your church. Have you moved? Rebuilt? Added on?

RESPOND 10

Pass out leaflets and markers.

Unfold and tear off leaflet square.

1. If you could design a safe place where you could feel close to God, what would it look like? Where would it be? What would it sound like? Give kids a moment to think, but tell them to save their responses for the activity.
2. Help younger kids find an older buddy. On your leaflet, you're going to design a sanctuary. Write your name on the blank line at the top. You'll see a bunch of picture choices. Circle the ones that show how you'd like your sanctuary to be. Older kids can help younger kids read as needed.
3. Invite kids to share about their sanctuaries with the group. Kids can add their own colors or textures in the blank white boxes and their own emotion in the blank face.
4. How did you decide what you wanted to include in your sanctuary?
5. If you built your sanctuary, how many workers would you need? How long would it take?
6. Was there anything you wanted to add that wasn't on the leaflet?
7. What about your sanctuary do you feel shows you care about God?

Door hanger activity and/or more work on building house of cards as a group

LAUNCH 10

Circle up with kids for a quick review.

King Solomon wanted to build the best house he could for God, so he built a beautiful sanctuary. We can encounter God in church sanctuaries and in many places. Where do you experience God?

Pass out leaflet panels, scissors, and markers.

Make a door hanger you can use to mark a sanctuary space at home or somewhere else. Draw pictures or add words that show it's a safe, holy place to spend time with God. Then cut it out.

Send kids out with a blessing. → Help + Thanks

Circle up with kids. God blesses all of us. And that means me (place a hand on your chest). And that means you (place your other hand on the shoulder of the kid next to you). Each kid passes the blessing by repeating those words and actions. When the blessing makes it back to you, say, Go and bless the world.

Thank kids for coming today. Remind them of the Family Square on the other side of the leaflet.